


MODEL: PAC-US444CN-1



Job Name:

System Reference:

Date:



SPECIFICATIONS:

- Allows a HVAC Thermostat or I/O Controller to control a Trane®/Mitsubishi Electric CITY MULTI®, Nv-Series or P-Series indoor unit.
- One Thermostat Interface per indoor unit
- Indoor unit modes: Cool, Heat, Fan, and Off
- Provides 3 input terminals to control fan speed control:
 - High
 - Medium
 - Low
- Addressing: No addressing required
- Connection: CN105 - IT Terminal
- Thermostats Tested:
 - Nest®
 - Honeywell®
 - Lyric®
 - INNCOM® with fan speed control
- Dimensions: (H x W x D) 3.96 in x 3.17 in x 0.93 in
- Terminal Block: 20-30 VAC Rated

REQUIREMENTS:

- Compatible Trane®/Mitsubishi Electric indoor unit
 - See compatibility chart on page 3
- VAC Thermostat or I/O Controller (field supplied)
- 24VAC circuit for HVAC Thermostat (field supplied)

ADVANCED FEATURES:

- Delayed Off Adjustable Setting
 - 0, 5 (default), 10, or 30 minutes
- Fan Speed
 - Auto (Default, more efficient than Custom Auto)
 - Medium
 - High
 - Custom Auto (more comfortable than Auto)
- Static Pressure Adjustable Setting
- Set Fan & CN24 operation during Defrost
- Set fan speed in thermal off for heating mode
- INVERTER operation settings:
 - Optimized variable capacity (Preferred)
 - Conventional 2H/2C thermostat
- Auto recovery after power failure

ACCESSORIES:

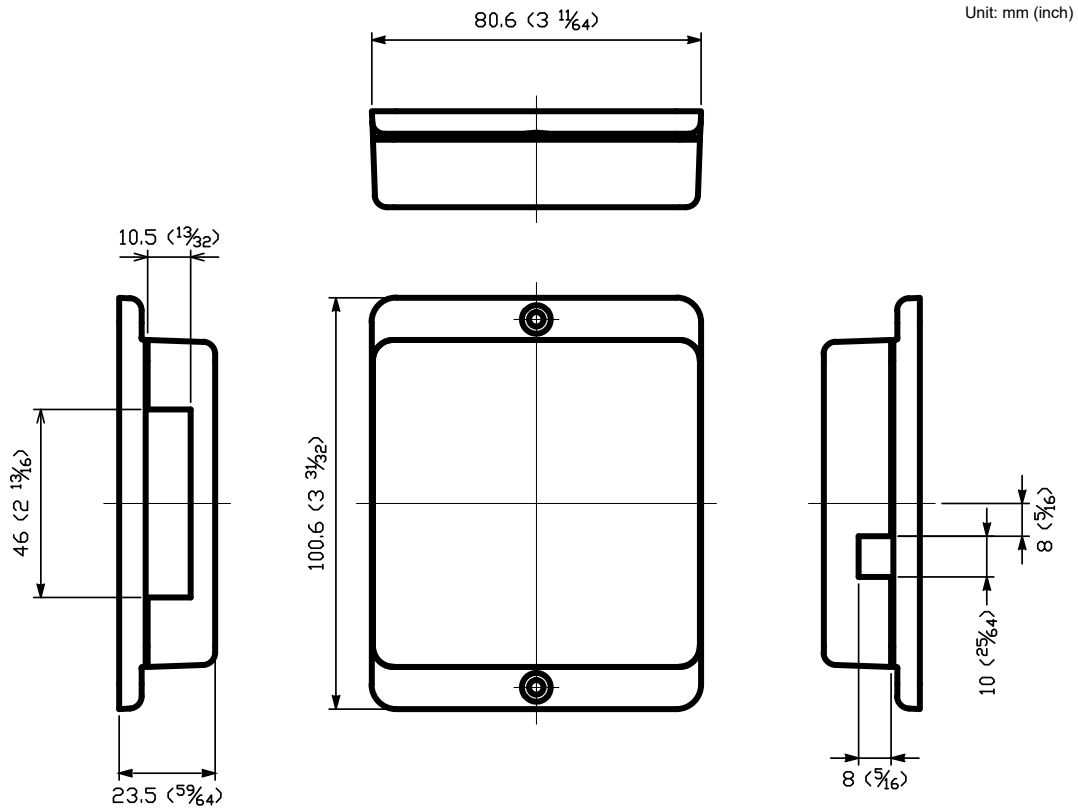
Transformer (VPL24-210)

TERMINALS:

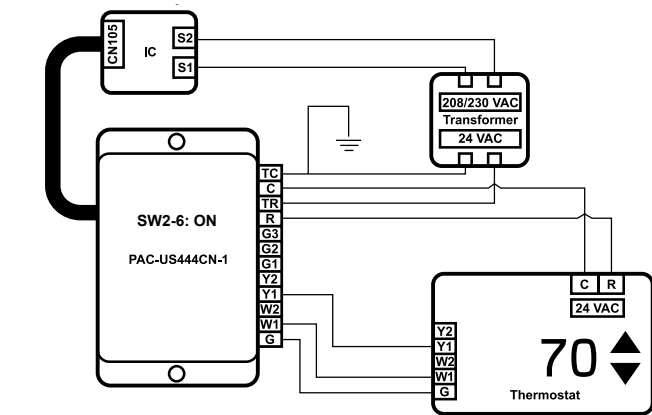
Connector	Purpose	Purpose
TC	Common (In)	To Transformer
C	Common (Out)	To Thermostat
TR	24VAC (In)	To Transformer
R	24VAC (Out)	To Thermostat
G3	Fan High	High Fan Speed
G2	Fan Medium	Medium Fan Speed
G1	Fan Low	Low Fan Speed
Y2	Y2	Stage 2 Cooling
Y1	Y1	Stage 1 Cooling
W2	W2	Stage 2 Heating
W1	W1	Stage 1 Heating
G	G	Fan

DIMENSIONS AND WIRING DIAGRAMS: PAC-US444CN-1

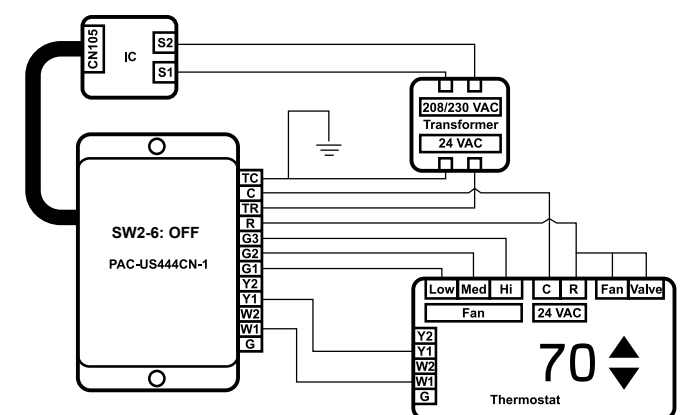
DIMENSIONS:



WIRING DIAGRAMS:



Two-stage Cooling and Heating



Single-stage Cooling and Heating with Dedicated Fan Speed Relays

COMPATIBILITY CHART: PAC-US444CN-1

PAC-US444CN-1 (THERMOSTAT INTERFACE) MUST BE ORDERED SEPARATELY

CITY MULTI®	
PMFY-NMBU	(E) NO (ER5) ADPT (After April 2012)
PEFY-NMU	(NMU-E) NO
PEFY-NMAU	(E) NO (E2) ADPT (After April 2012) (E3) OK (E4) OK
PEFY-NMHSU	(E) ADPT OK (After Oct 2015)
PEFY-NMHU	(E) NO (E2) ADPT (After April 2012)
PEFY-NMLU	(E) NO
PEFY-NMSU	(E) NO (ER2) ADPT (After June 2012)
PLFY-NAMU	(A) NO (E) NO
PLFY-NBMU	(E) NO (ER2) ADPT (After April 2012) (E2) OK
PLFY-NCMU	(E) NO (ER4) ADPT (After June 2012)
PLFY-NEMU	(E) OK
PLFY-NLMU	(E) NO
PCFY-VKM	NO
PLFY-NFMU	OK
PCFY-NGMU	(E) NO
PCFY-NKMU	(E) NO (E.TH) NO (ER1.TH) ADPT (After June 2012)
PFFY-NEMU	(E) ADPT (After April 2012)
PFFY-NRMU	(E) ADPT (After April 2012)
PVfy-E00	(A) OK (B) OK
PVfy-NAMU	(E) OK
PKFY-NAMU	(E) NO
PKFY-NFMU	(E) NO
PKFY-NGMU	(E) NO
PKFY-NBMU	(E) NO (E2) ADPT (E2R1) ADPT (After April 2012)
PKFY-NHMU	(E) NO (E2) ADPT (After May 2012)
PKFY-NKMU	(E) NO (E2) ADPT (E2.TH) ADPT (After June 2012)
PKFY-NLMU	(E) OK

M-Series	
MSZ/Y-A	NO
MSZ/Y-D	(NA) NO (NA-8) OK
MSZ-EF	OK
MSZ-FD	NO
MSZ-FE	09, 12 (NA) NO 09, 12 (NA-8) OK 18 (NA) OK
MSZ-FH	OK
MSZ-FS	OK
MSZ/Y-GE	06 to 18 (NA) NO (NA-8) OK (NA-9) OK 24 (NA) OK
MSZ/Y-GL	OK
MSZ/Y-GS	OK
MSZ-HE	NO
MSZ-HM	OK
MSZ-JP	OK
MS-WA	NO
MSZ-WR	OK
MFZ-KA	OK
MFZ-KJ	OK
MVZ	(AA4) OK (AA7) OK
SVZ-KP	OK
SEZ-KD	(NA) NO (KD4) OK (KD4) OK
SLZ-KA	OK
SLZ-KF	OK
MLZ-KP	OK

P-Series	
PCA	(GA) NO (KA) NO (KA4) OK (KA4.TH) OK (KA6) OK (KA7) OK
PEA	(AA) NO (AA4) OK (AA4R1.TH) OK (AA6) OK
PEAD	(AA) NO (AA4) OK (AA5) OK (AA7) OK
PKA	(FA) NO (GA) NO (HA) NO (HAL) NO (HA4) OK (HA6) OK (HA7) OK (KA) NO (KA4) OK (KA6) OK (KA7) OK (LA) OK
PLA	(AA) NO (BA) NO (BA-1) NO (BA4) OK (BA6) OK (EA7) OK
PVA	(AA4) OK (AA7) OK

Legend:

OK = Compatible

NO = Not compatible

ADPT = Install IT signal adapter PAC-IT51AD-E or PAC-IT52AD-E for compatibility

1340 Satellite Boulevard, Suwanee, GA 30024
Toll Free: 800-433-4822 www.mehvac.com