

Job Name:

System Reference:

Date:

Indoor Unit:
MSZ-GL12NA

Outdoor Unit:
 MUZ-GL12NA-U1
 MUZ-GL12NA-U2

Wireless Remote Controller



GENERAL FEATURES

- Slim wall-mounted indoor units provide zone comfort control
- The outdoor unit powers the indoor unit, and should a power outage occur, the system is automatically restarted when power returns
- INVERTER-driven compressor and LEV provide high efficiency and comfort while using only the energy needed to maintain maximum performance
- Multiple fan speed options: Quiet, Low, Medium, High, Super-high, Auto
- Multiple control options available:
 - Hand-held Remote Controller (provided with unit)
 - kumo cloud® smart device app for remote access
 - Third-party interface options
 - Wired or wireless controllers
- Quiet operation
- Smart Set: recalls a preferred preset temperature setting at the touch of a button
- Blue Fin anti-corrosion treatment applied to the outdoor unit heat exchanger for increased coil protection and longer life

SPECIFICATIONS: MSZ-GL12NA & MUZ-GL12NA

| | | | |
|------------------------------|--|---------|-------------------------|
| Cooling ¹ | Maximum Capacity | BTU/H | 13,600 |
| | Rated Capacity | BTU/H | 12,000 |
| | Minimum Capacity | BTU/H | 1,500 |
| | Maximum Power Input | W | 1,300 |
| | Rated Power Input | W | 920 |
| | Moisture Removal | Pints/h | 2.5 |
| | Sensible Heat Factor | | 0.77 |
| | Power Factor | % | 95 / 95 |
| Heating at 47°F ² | Maximum Capacity | BTU/H | 18,100 |
| | Rated Capacity | BTU/H | 14,400 |
| | Minimum Capacity | BTU/H | 2,000 |
| | Maximum Power Input | W | 1,620 |
| | Rated Power Input | W | 1,100 |
| | Power Factor | % | 96 / 96 |
| Heating at 17°F ³ | Maximum Capacity | BTU/H | 12,000 |
| | Rated Capacity | BTU/H | 9,200 |
| | Maximum Power Input | W | 1,240 |
| | Rated Power Input | W | 870 |
| Heating at 5°F ⁴ | Maximum Capacity | BTU/H | 9,790 |
| | Maximum Power Input | W | 1,020 |
| Heating at -4°F ⁵ | Maximum Capacity | BTU/H | 7,920 |
| Efficiency | SEER | | 23.1 |
| | EER ¹ | | 13.0 |
| | HSPF (IV) | | 12.5 |
| | COP at 47°F ² | | 3.84 |
| | COP at 17°F in Maximum Capacity ³ | | 2.84 |
| | COP at 5°F in Maximum Capacity ⁴ | | 2.81 |
| | ENERGY STAR [®] certified units (ENERGY STAR products are third-party certified by an EPA-recognized Certification Body.) | | YES |
| Electrical | Voltage, Phase, Frequency | | 208/230V, 1 phase, 60Hz |
| | Guaranteed Voltage Range | V AC | 187 - 253 |
| | Voltage: Indoor - Outdoor, S1-S2 | V AC | 208 / 230 |
| | Voltage: Indoor - Outdoor, S2-S3 | V DC | 24 |
| | Short-circuit Current Rating (SCCR) | kA | 5 |
| | Recommended Fuse/Breaker Size (Outdoor) | A | 15 |
| | Recommended Wire Size (Indoor - Outdoor) | AWG | 14 |
| Indoor Unit | MCA | A | 1 |
| | MOCP | A | 15 |
| | Blower Motor Full Load Amperage | A | 0.76 |
| | Blower Motor Output | W | 30 |
| | Airflow Rate at Cooling, Dry | CFM | 399-321-237-170-145 |

SPECIFICATIONS: MSZ-GL12NA & MUZ-GL12NA

| | | | |
|---|--|----------------|-----------------------------|
| | Airflow Rate at Cooling, Wet | CFM | 364-286-201-134-109 |
| | Airflow Rate at Heating, Dry | CFM | 406-321-237-170-145 |
| | Sound Pressure Level (Cooling) | dB(A) | 45-37-30-22-19 |
| | Sound Pressure Level (Heating) | dB(A) | 43-37-30-22-19 |
| | Drain Pipe Size | In. (mm) | 5/8 (15.88) |
| | Heat Exchanger Type | | Plate fin coil |
| | External Finish Color | | Munsell 1.0Y 9.2/0.2 |
| | Unit Dimensions | W: In. (mm) | 31-7/16 (798) |
| | | D: In. (mm) | 9-1/8 (232) |
| | | H: In. (mm) | 11-5/8 (295) |
| | Package Dimensions | W: In. (mm) | 33-1/2 (850) |
| | | D: In. (mm) | 12 (300) |
| | | H: In. (mm) | 14 (350) |
| | Unit Weight | Lbs. (kg) | 22 (10) |
| | Package Weight | Lbs. (kg) | 26 (11.5) |
| Indoor Unit Operating Temperature Range | Cooling Intake Air Temp (Maximum / Minimum)* | °F | 90 DB, 73 WB / 67 DB, 57 WB |
| | Heating Intake Air Temp (Maximum / Minimum) | °F | 80 DB / 70 DB |
| Outdoor Unit | MCA | A | 9 |
| | MOCP | A | 15 |
| | Fan Motor Full Load Amperage | A | 0.5 |
| | Fan Motor Output | W | 55 |
| | Airflow Rate | CFM | 1,229 / 1,172 |
| | Refrigerant Control | | LEV |
| | Defrost Method | | Reverse cycle |
| | Heat Exchanger Type | | Plate fin coil |
| | Sound Pressure Level, Cooling ¹ | dB(A) | 49 |
| | Sound Pressure Level, Heating ² | dB(A) | 51 |
| | Compressor Type | | DC INVERTER-driven |
| | Compressor Model | | SNB092FQAMT |
| | Compressor Rated Load Amps | A | 6.6 |
| | Compressor Locked Rotor Amps | A | 8.2 |
| | Compressor Oil Type // Charge | oz. | FV50S // 11.8 |
| | External Finish Color | | Munsell 3Y 7.8/1/1 |
| | Base Pan Heater | | Optional |
| | Unit Dimensions | W: In. (mm) | 31-1/3 (800) |
| | | D: In. (mm) | 11-1/5 (285) |
| | | H: In. (mm) | 21-5/9 (550) |
| Package Dimensions | W: In. (mm) | 37 (940) | |
| | D: In. (mm) | 14-15/16 (380) | |
| | H: In. (mm) | 24-13/16 (630) | |
| Unit Weight | Lbs. (kg) | 81 (37) | |

SPECIFICATIONS: MSZ-GL12NA & MUZ-GL12NA

| | | | |
|--|--|-----------|------------|
| | Package Weight | Lbs. (kg) | 89 (40) |
| Outdoor Unit Operating Temperature Range | Cooling Air Temp (Maximum / Minimum)* | °F | 115 / 14 |
| | Cooling Thermal Lock-out / Re-start Temperatures** | °F | -1 / 3 |
| | Heating Air Temp (Maximum / Minimum) | °F | 75 / -4 |
| | Heating Thermal Lock-out / Re-start Temperatures** | °F | -9 / -4 |
| Refrigerant | Type | | R410A |
| | Charge | Lbs, oz | 2, 9 |
| Piping | Gas Pipe Size O.D. (Flared) | In. (mm) | 3/8 (9.52) |
| | Liquid Pipe Size O.D. (Flared) | In. (mm) | 1/4 (6.35) |
| | Maximum Piping Length | Ft. (m) | 65 (20) |
| | Maximum Height Difference | Ft. (m) | 40 (12) |
| | Maximum Number of Bends | | 10 |

Notes

| | | | |
|---|--|----|------------------------------|
| AHRI Rated Conditions (Rated data is determined at a fixed compressor speed) | ¹ Cooling (Indoor // Outdoor) | °F | 80 DB, 67 WB // 95 DB, 75 WB |
| | ² Heating at 47°F (Indoor // Outdoor) | °F | 70 DB, 60 WB // 47 DB, 43 WB |
| | ³ Heating at 17°F (Indoor // Outdoor) | °F | 70 DB, 60 WB // 17 DB, 15 WB |
| Conditions | ⁴ Heating at 5°F (Indoor // Outdoor) | °F | 70 DB, 60 WB // 5 DB, 4 WB |
| | ⁵ Heating at -4°F (Indoor // Outdoor) | °F | 70 DB, 60 WB // -4 DB, -5 WB |

*Applications should be restricted to comfort cooling only; equipment cooling applications are not recommended for low ambient temperature conditions.

**System cuts out in heating mode to avoid thermistor error and automatically restarts at these temperatures.

ACCESSORIES: MSZ-GL12NA

| | |
|--|-------------------------|
| Anti-allergy Enzyme Filter | □ MAC-408FT-E |
| kumo touch™ RedLINK™ Wireless Controller | □ MHK2 |
| Deluxe MA Remote Controller ¹ | □ PAR-40MAAU |
| Simple MA Controller ¹ | □ PAC-YT53CRAU-J |
| Touch MA Controller ¹ | □ PAR-CT01MAU-SB |
| Wired Remote Sensor | □ M21-EAA-307 |
| Wireless Temperature and Humidity Sensor | □ PAC-USWHS003-TH-1 |
| System Control Interface ² | □ MAC-334IF-E |
| Wireless Interface 2 | □ PAC-USWHS002-WF-2 |
| Thermostat Interface | □ PAC-US444CN-1 |
| kumo station® | □ PAC-WHS01HC-E |
| USNAP Interface | □ PAC-WHS01UP-E |
| IT Extender | □ PAC-WHS01IE-E |
| BACnet® and MODBUS® Interface | □ PAC-UKPRC001-CN-1 |
| Lockdown Bracket for Hand-held Remote Controllers | □ RCMKP1CB |
| Blue Diamond Sensor Extension Cable — 15 Ft. | □ C13-103 |
| Blue Diamond Alarm Extension Cable — 6.5 Ft. | □ C13-192 |
| Blue Diamond MultiTank — collection tank for use with multiple pumps | □ C21-014 |
| Blue Diamond Rubber Foot Pads | □ F10-010 |
| Mini Condensate Pump — 230 volt application | □ SI30-230 |
| MegaBlue Advanced Blue Diamond Condensate Pump w/ Reservoir & Sensor | □ X87-835 - 110 to 250V |
| MaxiBlue Advanced Blue Diamond Mini Condensate Pump w/ Reservoir & Sensor (110V) up to 48,000 BTU/H[recommended] | □ X87-711 - 110V |
| Advanced Blue Diamond Mini Condensate Pump w/ Reservoir & Sensor (208/230V) [recommended] | □ X87-721 - 208/230V |
| MicroBlue Blue Diamond Mini Condensate Pump (110/208/230V) up to 18,000 BTU/H | □ X85-003 |
| Fascia Kit for MicroBlue Pump – mounts the MicroBlue and sensor directly beneath the indoor unit | □ T18-016 |
| Drain Pan Level Sensor | □ SS610E |
| (30A/600V/UL) [fits 2" X 4" utility box] - Black | □ TAZ-MS303 |
| (30A/600V/UL) [fits 2" X 4" utility box] - White | □ TAZ-MS303W |

¹ Requires MAC-334IF-E

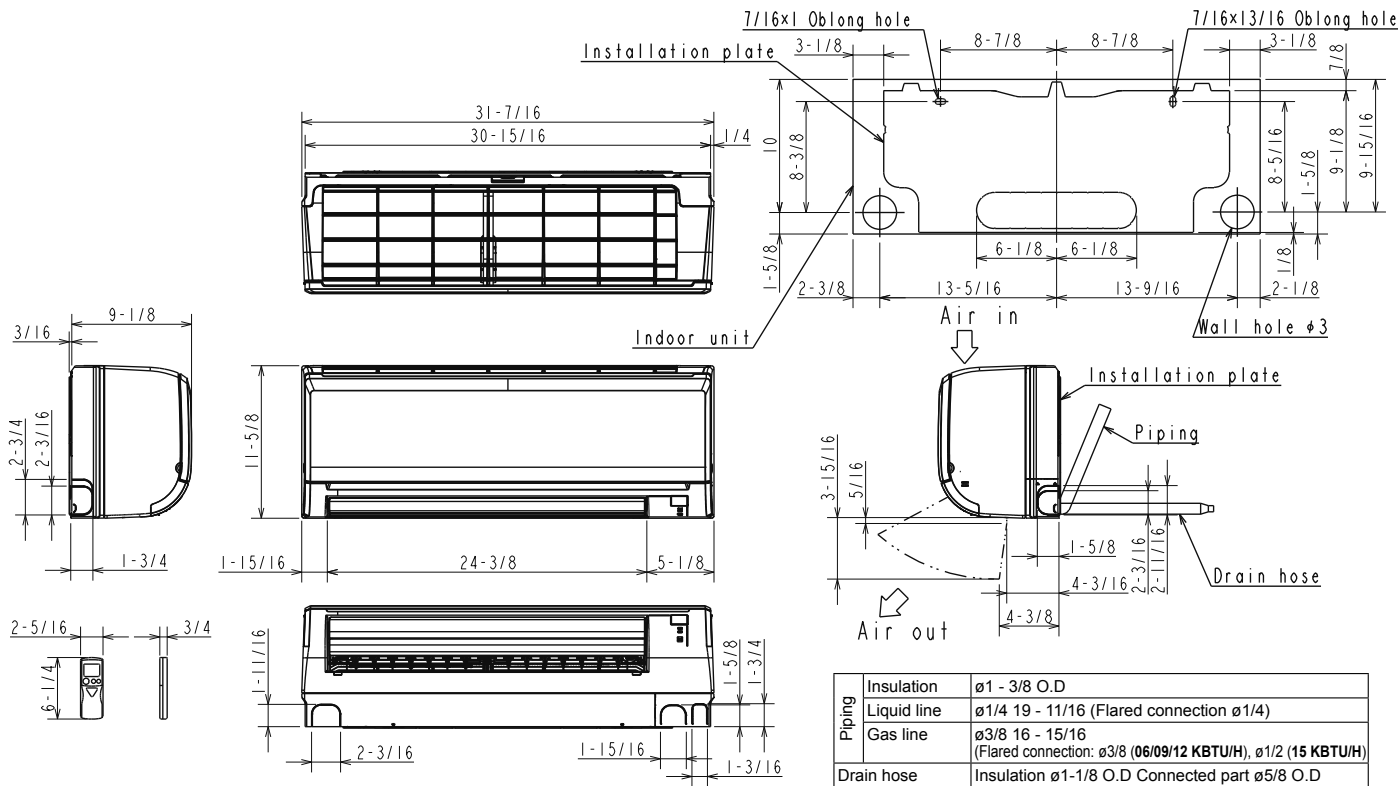
² Allows indoor units to connect to an MA Controller

ACCESSORIES: MUZ-GL12NA

| | |
|---|--|
| Air Outlet Guide | <input type="checkbox"/> MAC-881SG |
| Drain Socket | <input type="checkbox"/> MAC-860DS |
| Optional Defrost Heater | <input type="checkbox"/> MAC-640BH-U |
| Hail Guard | <input type="checkbox"/> HG-B4 |
| Outdoor Unit 3-1/4 inch Mounting Base (Pair) - Plastic | <input type="checkbox"/> DSD-400P |
| Condensing Unit Mounting Pad 16" x 36" x 3" | <input type="checkbox"/> ULTRILITE1 |
| Outdoor Unit Stand — 12" High | <input type="checkbox"/> QSMS1201M |
| Outdoor Unit Stand — 18" High | <input type="checkbox"/> QSMS1801M |
| Outdoor Unit Stand — 24" High | <input type="checkbox"/> QSMS2401M |
| Heavy Duty Wall Mounting Bracket— Coated Steel | <input type="checkbox"/> QSWB2000M-1 |
| Heavy Duty Wall Mounting Bracket — 316 Series Stainless Steel | <input type="checkbox"/> QSWBSS |
| 15' x 1/4" x 15' / 3/8" Lineset (Twin-Tube Insulation) | <input type="checkbox"/> MLS143812T-15 |
| 30' x 1/4" x 30' / 3/8" Lineset (Twin-Tube Insulation) | <input type="checkbox"/> MLS143812T-30 |
| 50' x 1/4" x 50' / 3/8" Lineset (Twin-Tube Insulation) | <input type="checkbox"/> MLS143812T-50 |
| 65' x 1/4" x 65' / 3/8" Lineset (Twin-Tube Insulation) | <input type="checkbox"/> MLS143812T-65 |

DIMENSIONS: MSZ-GL12NA

Unit: inch

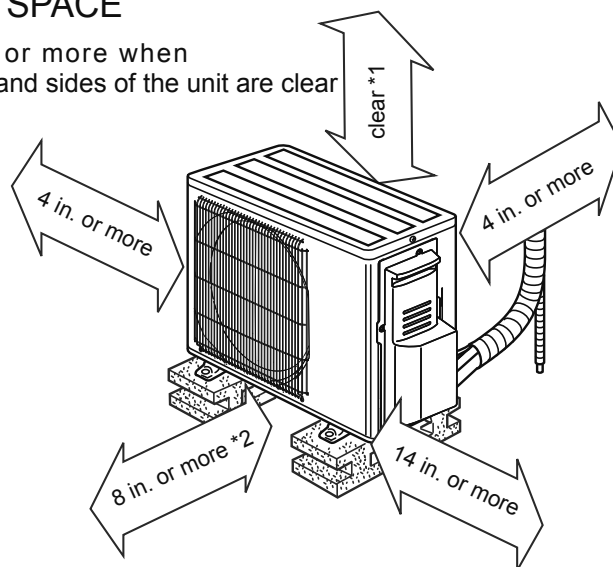


DIMENSIONS: MUZ-GL12NA

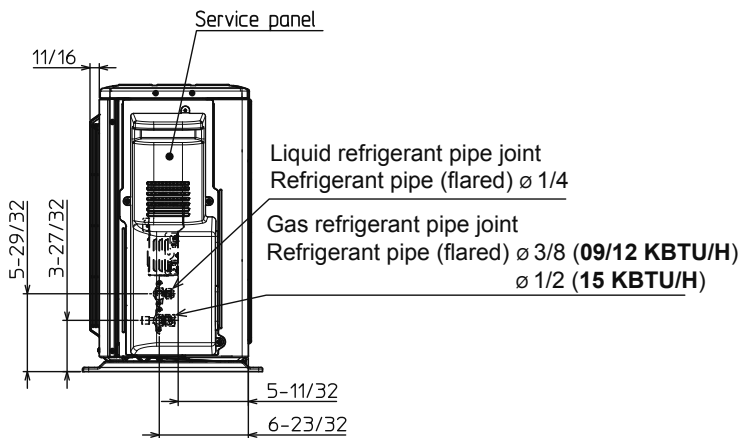
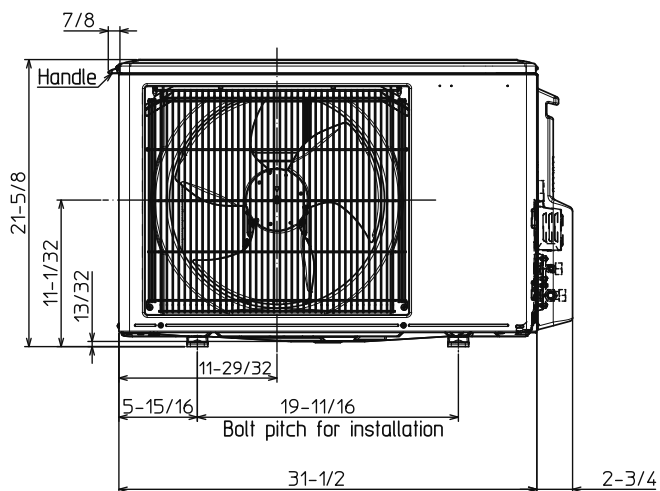
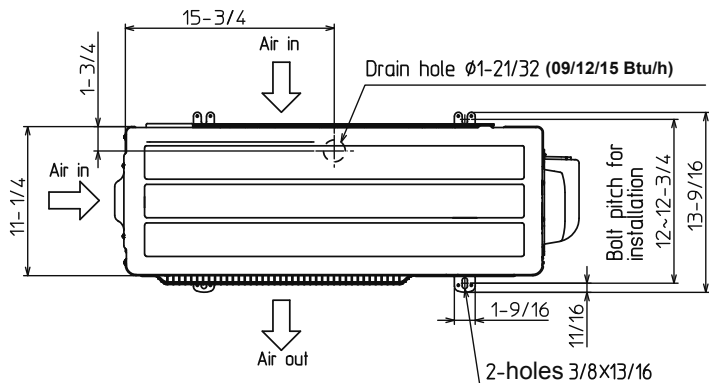
Unit: inch

REQUIRED SPACE

*1 4 in. or more when front and sides of the unit are clear



*2 When any 2 sides of left, right and rear of the unit are clear



1340 Satellite Boulevard, Suwanee, GA 30024
Toll Free: 800-433-4822 www.mehvac.com

FORM# MSZ-GL12NA / MUZ-GL12NA - 202003



Specifications are subject to change without notice.

© 2020 Mitsubishi Electric Trane HVAC US LLC. All rights reserved.