



Air Conditioning & Heating

# GSX13

COOLING CAPACITY: 18,000 - 60,000 BTU/H

## ENERGY-EFFICIENT SPLIT SYSTEM AIR CONDITIONER 13 SEER / 1½ TO 5 TONS

### Contents

Nomenclature.....	2
Product Specifications.....	3
Expanded Cooling Data.....	4
Wiring Diagrams .....	20
Dimensions .....	22
Accessories .....	22



### Standard Features

- Energy-efficient compressor
- Factory-installed filter drier
- Copper tube/aluminum fin coil
- Service valves with sweat connections and easy-access gauge ports
- Contactor with lug connection
- Ground lug connection
- AHRI Certified; ETL Listed

### Cabinet Features

- Heavy-gauge galvanized-steel cabinet with louvered sound control top
- Attractive Architectural Gray powder-paint finish with 500-hour salt-spray approval
- Steel louver coil guard
- Single-panel access to controls with space provided for field-installed accessories

**10 PARTS LIMITED YEAR WARRANTY\***

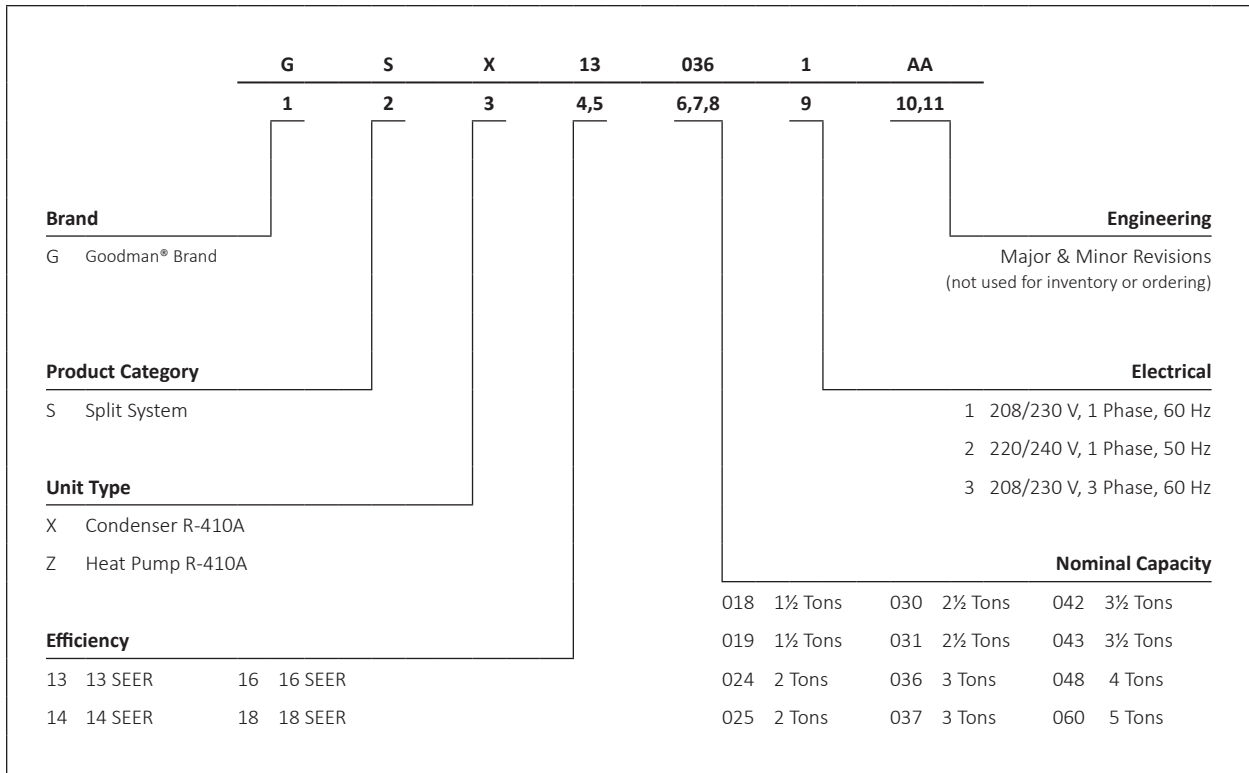


COMPANY WITH QUALITY SYSTEM CERTIFIED BY DNV GL  
= ISO 9001 =

COMPANY WITH ENVIRONMENTAL SYSTEM CERTIFIED BY DNV GL  
= ISO 14001 =



\* Complete warranty details available from your local dealer or at [www.amana-hac.com](http://www.amana-hac.com). To receive the 10-Year Parts Limited Warranty, online registration must be completed within 60 days of installation. Online registration is not required in California or Quebec.



	GSX13 0181FA	GSX13 0241G*	GSX13 0301B*	GSX13 0301M*	GSX13 0361F*	GSX13 0421C*	GSX13 0481C*	GSX13 0601C*	GSX13 0611B*
<b>CAPACITIES</b>									
Nominal Cooling (BTU/h)	18,000	23,000	30,000	30,000	36,000	42,000	48,000	60,000	60,000
SEER / EER	13/11	13/11	13/11	13 / 11	13/11	13/11	13/11	13/11	13/11
Decibels	75	75	73	74	74	75	76	77	72
<b>COMPRESSOR</b>									
RLA	6.0	7.7	12.8	10.5	14.1	17.9	19.9	25.0	26.4
LRA	37.5	37	64	47	77	112	109	134	134
<b>CONDENSER FAN MOTOR</b>									
Horsepower	1/8	1/8	1/8	1/8	1/4	1/4	1/4	1/4	1/4
FLA	0.65	0.65	0.65	0.7	1.2	1.2	1.2	1.2	1.3
<b>REFRIGERATION SYSTEM</b>									
Refrigerant Line Size <sup>1</sup>									
Liquid Line Size ("O.D.)	3/8"	3/8"	3/8"	3/8"	3/8"	3/8"	3/8"	3/8"	3/8"
Suction Line Size ("O.D.)	3/4"	3/4"	3/4"	3/4"	7/8"	1 1/8"	1 1/8"	1 1/8"	7/8"
Refrigerant Connection Size									
Liquid Valve Size ("O.D.)	3/8"	3/8"	3/8"	3/8"	3/8"	3/8"	3/8"	3/8"	3/8"
Suction Valve Size ("O.D.) <sup>4 5</sup>	3/4"	3/4"	3/4"	3/4"	3/4" <sup>4</sup>	7/8" <sup>5</sup>	7/8" <sup>5</sup>	7/8" <sup>5</sup>	3/4"
Valve Type	Sweat	Sweat	Sweat	Sweat	Sweat	Sweat	Sweat	Sweat	Sweat
Refrigerant Charge	58	60	60	68	62	80	91	94	111
Shipped with Orifice Size	0.051	0.055	0.061	0.067	0.070	0.076	0.080	0.086	0.086
<b>ELECTRICAL DATA</b>									
Voltage (60 Hz)	208/230-60	208/230	208/230	208/230-60	208/230	208/230	208/230	208/230	208/230
Minimum Circuit Ampacity <sup>2</sup>	8.2	10.3	16.7	13.8	18.8	23.6	26.1	32.5	34.3
Max. Overcurrent Protection <sup>3</sup>	15 amps	15 amps	25 amps	20	30 amps	40 amps	45 amps	50 amps	60 amps
Min / Max Volts	197/253	197/253	197/253	197/253	197/253	197/253	197/253	197/253	197/253
Electrical Conduit Size	1/2" or 3/4"	1/2" or 3/4"	1/2" or 3/4"	1/2" or 3/4"	1/2" or 3/4"	1/2" or 3/4"	1/2" or 3/4"	1/2" or 3/4"	1/2" or 3/4"
<b>EQUIPMENT WEIGHT (LBS)</b>									
	102	103	115	138	118	171	175	184	211
<b>SHIP WEIGHT (LBS)</b>									
	117	120	132	153	135	189	193	202	233

<sup>1</sup> Line sizes denoted for 25' line sets, tested and rated in accordance with AHRI Standard 210/240. For other line-set lengths or sizes, refer to the installation & Operating instructions and/or the long line-set guidelines.

<sup>2</sup> Wire size should be determined in accordance with National Electrical Codes; extensive wire runs will require larger wire sizes

<sup>3</sup> Must use time-delay fuses or HACR-type circuit breakers of the same size as noted.

<sup>4</sup> Installer will need to supply 3/4" to 7/8" adapters for suction line connections.

<sup>5</sup> Installer will need to supply 7/8" to 1 1/8" adapters for suction line connections.

**NOTES**

- Always check the S&R plate for electrical data on the unit being installed.
- Unit is charged with refrigerant for 15' of 3/8" liquid line. System charge must be adjusted per Installation Instructions Final Charge Procedure.
- This product may not be installed in the Southeast (including Hawaii) or Southwest Regions as of Jan. 1, 2015.

IDB		OUTDOOR AMBIENT TEMPERATURE												ENTERING INDOOR WET BULB TEMPERATURE												
		65°F				75°F				85°F				95°F				105°F				115°F				
		59	63	67	71	59	63	67	71	59	63	67	71	59	63	67	71	59	63	67	71	59	63	67	71	
70	525	MBh	15.6	16.2	17.7	-	15.3	15.8	17.3	-	14.9	15.4	16.9	-	14.5	15.1	16.5	-	13.8	14.3	15.7	-	12.8	13.3	14.5	-
		S/T	0.70	0.59	0.41	-	0.73	0.61	0.42	-	0.75	0.62	0.43	-	0.77	0.64	0.45	-	0.80	0.67	0.46	-	0.81	0.67	0.47	-
		Δ T	19.3	16.7	12.7	-	19.5	16.9	12.8	-	19.5	16.9	12.8	-	19.6	17.0	12.9	-	19.4	16.8	12.7	-	18.1	15.7	11.9	-
		KW	1.02	1.04	1.08	-	1.11	1.13	1.17	-	1.18	1.21	1.25	-	1.25	1.28	1.32	-	1.30	1.33	1.38	-	1.35	1.38	1.43	-
		Amps	4.3	4.4	4.5	-	4.6	4.7	4.9	-	5.0	5.1	5.3	-	5.4	5.5	5.7	-	5.7	5.8	6.0	-	6.0	6.2	6.4	-
	Hi PR	203	219	231	-	228	245	259	-	259	279	294	-	295	318	335	-	332	357	377	-	367	395	417	-	
	Lo PR	102	109	119	-	108	115	126	-	113	120	131	-	118	126	137	-	124	132	144	-	128	136	149	-	
	MBh	16.4	17.0	18.7	-	16.0	16.6	18.2	-	15.7	16.2	17.8	-	15.3	15.8	17.4	-	14.5	15.0	16.5	-	13.4	13.9	15.3	-	
	S/T	0.71	0.60	0.41	-	0.74	0.62	0.43	-	0.76	0.63	0.44	-	0.78	0.65	0.45	-	0.81	0.68	0.47	-	0.82	0.69	0.47	-	
	Δ T	18.0	15.6	11.8	-	18.2	15.8	12.0	-	18.2	15.8	12.0	-	18.4	15.9	12.1	-	18.1	15.7	11.9	-	16.9	14.6	11.1	-	
KW	1.03	1.06	1.09	-	1.12	1.14	1.18	-	1.19	1.22	1.27	-	1.26	1.29	1.34	-	1.32	1.35	1.40	-	1.37	1.40	1.45	-		
Amps	4.3	4.4	4.6	-	4.7	4.8	4.9	-	5.1	5.2	5.4	-	5.4	5.6	5.7	-	5.8	5.9	6.1	-	6.1	6.3	6.5	-		
Hi PR	206	221	234	-	231	248	262	-	263	283	298	-	299	322	340	-	336	362	382	-	372	400	422	-		
Lo PR	104	110	121	-	110	117	127	-	114	121	132	-	120	127	139	-	126	134	146	-	130	138	151	-		
MBh	16.9	17.6	19.2	-	16.5	17.1	18.8	-	16.1	16.7	18.3	-	15.8	16.3	17.9	-	15.0	15.5	17.0	-	13.9	14.4	15.7	-		
S/T	0.73	0.61	0.42	-	0.76	0.63	0.44	-	0.78	0.65	0.45	-	0.80	0.67	0.46	-	0.83	0.69	0.48	-	0.84	0.70	0.48	-		
Δ T	17.5	15.1	11.5	-	17.7	15.3	11.6	-	17.7	15.3	11.6	-	17.8	15.4	11.7	-	17.6	15.2	11.6	-	16.4	14.2	10.8	-		
KW	1.05	1.07	1.11	-	1.14	1.16	1.20	-	1.21	1.24	1.29	-	1.28	1.31	1.36	-	1.34	1.37	1.42	-	1.39	1.42	1.47	-		
Amps	4.4	4.5	4.6	-	4.7	4.9	5.0	-	5.2	5.3	5.5	-	5.5	5.6	5.8	-	5.9	6.0	6.2	-	6.2	6.4	6.6	-		
Hi PR	209	225	238	-	235	253	267	-	267	287	304	-	304	327	346	-	342	368	389	-	378	407	430	-		
Lo PR	106	112	123	-	112	119	130	-	116	123	135	-	122	130	142	-	128	136	148	-	132	141	153	-		

IDB		OUTDOOR AMBIENT TEMPERATURE												ENTERING INDOOR WET BULB TEMPERATURE												
		65°F				75°F				85°F				95°F				105°F				115°F				
		59	63	67	71	59	63	67	71	59	63	67	71	59	63	67	71	59	63	67	71	59	63	67	71	
75	525	MBh	15.9	16.4	17.7	19.0	-	15.5	16.0	17.3	18.6	-	15.2	15.6	16.9	18.1	-	14.8	15.2	16.5	17.7	-	14.0	14.5	15.7	16.8
		S/T	0.80	0.72	0.54	0.35	0.83	0.74	0.56	0.36	0.85	0.76	0.58	0.37	0.88	0.78	0.59	0.38	0.89	0.80	0.60	0.39	0.92	0.81	0.62	0.40
		Δ T	22.3	20.5	16.8	11.6	22.5	20.7	17.0	11.7	22.6	20.8	17.0	11.7	22.7	20.9	17.1	11.8	22.4	20.6	16.9	11.7	20.9	19.3	15.8	10.9
		KW	1.03	1.05	1.09	1.13	1.12	1.14	1.18	1.22	1.19	1.22	1.26	1.31	1.26	1.29	1.33	1.38	1.32	1.35	1.39	1.44	1.36	1.40	1.45	1.50
		Amps	4.3	4.4	4.6	4.7	4.7	4.8	4.9	5.1	5.1	5.2	5.4	5.6	5.4	5.5	5.7	5.9	5.8	5.9	6.1	6.3	6.1	6.3	6.5	6.7
	Hi PR	205	221	233	243	230	248	262	273	262	282	297	310	298	321	339	353	335	335	361	381	398	371	399	421	439
	Lo PR	104	110	120	128	109	116	127	135	114	121	132	141	119	127	139	148	125	133	145	155	129	138	150	160	
	MBh	16.7	17.2	18.6	20.0	16.3	16.8	18.2	19.5	15.9	16.4	17.8	19.1	15.5	16.0	17.3	18.6	14.8	15.2	16.5	17.7	13.7	14.1	15.2	16.4	
	S/T	0.81	0.73	0.55	0.35	0.84	0.75	0.57	0.37	0.86	0.77	0.58	0.38	0.89	0.80	0.60	0.39	0.89	0.80	0.60	0.39	0.92	0.83	0.63	0.41	
	Δ T	20.8	19.1	15.7	10.8	21.0	19.4	15.9	11.0	21.1	19.4	15.9	11.0	21.2	19.5	16.0	11.1	20.9	19.3	15.8	10.9	19.5	18.0	14.7	10.2	
KW	1.04	1.07	1.10	1.14	1.13	1.16	1.20	1.24	1.21	1.23	1.28	1.32	1.27	1.30	1.35	1.40	1.33	1.36	1.41	1.46	1.38	1.41	1.46	1.52		
Amps	4.4	4.5	4.6	4.8	4.7	4.8	4.9	5.2	5.1	5.2	5.4	5.6	5.5	5.6	5.8	6.0	5.8	6.0	6.2	6.4	6.2	6.3	6.5	6.8		
Hi PR	208	224	236	246	233	251	265	276	265	285	301	314	302	325	343	358	340	340	366	386	403	376	404	427	445	
Lo PR	105	112	122	130	111	118	129	137	115	123	134	142	121	129	141	150	127	135	147	157	131	140	152	162		
MBh	17.2	17.7	19.2	20.6	16.8	17.3	18.7	20.1	16.4	16.9	18.3	19.6	16.0	16.5	17.9	19.2	15.2	15.7	17.0	18.2	14.1	14.5	15.7	16.9		
S/T	0.83	0.74	0.56	0.36	0.86	0.77	0.58	0.37	0.88	0.79	0.60	0.38	0.91	0.81	0.62	0.40	0.94	0.84	0.64	0.41	0.95	0.85	0.64	0.41		
Δ T	20.2	18.6	15.2	10.5	20.4	18.8	15.4	10.7	20.5	18.8	15.4	10.7	20.6	19.0	15.5	10.7	20.3	18.7	15.3	10.6	19.0	17.5	14.3	9.9		
KW	1.06	1.08	1.12	1.16	1.15	1.17	1.21	1.26	1.22	1.25	1.30	1.34	1.29	1.32	1.37	1.42	1.35	1.38	1.43	1.48	1.40	1.44	1.49	1.54		
Amps	4.4	4.5	4.7	4.9	4.8	4.9	5.1	5.3	5.2	5.3	5.5	5.7	5.6	5.7	5.9	6.1	5.9	6.1	6.3	6.5	6.3	6.4	6.6	6.9		
Hi PR	211	228	240	251	237	255	270	281	270	290	307	320	307	331	349	364	346	346	372	393	410	382	411	434	453	
Lo PR	107	114	124	132	113	120	131	139	117	125	136	145	123	131	143	152	129	137	150	160	133	142	155	165		

IDB: Entering Indoor Dry Bulb Temperature  
 High and low pressures are measured at the liquid and suction service valves.  
 Shaded area reflects ACCA (TVA) conditions  
 Amps = outdoor unit amps (comp.+fan)  
 kW = Total system power



IDB		OUTDOOR AMBIENT TEMPERATURE																																									
		65°F							75°F							85°F							95°F							105°F							115°F						
		59	63	67	71	59	63	67	71	59	63	67	71	59	63	67	71	59	63	67	71	59	63	67	71	59	63	67	71	59	63	67	71										
70	900	MBh	22.5	23.4	25.6	-	22.0	22.8	25.0	-	21.5	22.3	24.4	-	21.0	21.7	23.8	-	19.9	20.6	22.6	-	18.4	19.1	21.0	-																	
		S/T	0.73	0.61	0.42	-	0.76	0.63	0.44	-	0.78	0.65	0.45	-	0.80	0.67	0.46	-	0.83	0.69	0.48	-	0.84	0.70	0.49	-																	
		ΔT	17	15	11	-	17	15	11	-	17	15	11	-	17	15	11	-	17	15	11	-	16	14	10	-																	
		kW	1.63	1.66	1.71	-	1.75	1.78	1.83	-	1.85	1.89	1.95	-	1.94	1.98	2.04	-	2.02	2.06	2.13	-	2.09	2.13	2.20	-																	
		Amps	5.8	6.0	6.2	-	6.3	6.4	6.7	-	6.8	7.0	7.2	-	7.3	7.5	7.7	-	7.8	8.0	8.2	-	8.2	8.4	8.7	-																	
	800	Hi-PR	228	246	259	-	256	276	291	-	291	314	331	-	332	357	377	-	373	402	424	-	413	444	469	-																	
		Lo-PR	105	112	122	-	111	118	129	-	115	123	134	-	121	129	141	-	127	135	147	-	131	140	152	-																	
		MBh	21.9	22.7	24.8	-	21.4	22.2	24.3	-	20.9	21.6	23.7	-	20.4	21.1	23.1	-	19.3	20.0	22.0	-	17.9	18.6	20.3	-																	
		S/T	0.70	0.58	0.40	-	0.72	0.60	0.42	-	0.74	0.62	0.43	-	0.76	0.64	0.44	-	0.79	0.66	0.46	-	0.80	0.67	0.46	-																	
		ΔT	18	15	12	-	18	15	12	-	18	15	12	-	18	15	12	-	18	15	12	-	16	14	11	-																	
700	kW	1.62	1.65	1.70	-	1.73	1.77	1.82	-	1.84	1.87	1.93	-	1.93	1.97	2.03	-	2.00	2.05	2.11	-	2.07	2.11	2.18	-																		
	Amps	5.8	5.9	6.1	-	6.2	6.4	6.6	-	6.8	6.9	7.2	-	7.2	7.4	7.7	-	7.7	7.9	8.1	-	8.2	8.4	8.6	-																		
	Hi-PR	226	243	257	-	254	273	288	-	288	310	328	-	329	354	373	-	370	398	420	-	408	440	464	-																		
	Lo-PR	104	111	121	-	110	117	127	-	114	121	132	-	120	127	139	-	126	134	146	-	130	138	151	-																		
	MBh	20.2	20.9	22.9	-	19.7	20.4	22.4	-	19.3	20.0	21.9	-	18.8	19.5	21.3	-	17.8	18.5	20.3	-	16.5	17.1	18.8	-																		

IDB		OUTDOOR AMBIENT TEMPERATURE																																									
		65°F							75°F							85°F							95°F							105°F							115°F						
		59	63	67	71	59	63	67	71	59	63	67	71	59	63	67	71	59	63	67	71	59	63	67	71	59	63	67	71	59	63	67	71										
75	900	MBh	22.9	23.6	25.5	27.4	22.4	23.0	24.9	26.8	21.2	21.8	23.6	25.4	21.3	22.0	23.8	25.5	20.3	20.9	22.6	24.2	18.8	19.3	20.9	22.4																	
		S/T	0.83	0.74	0.56	0.36	0.86	0.77	0.58	0.37	0.84	0.75	0.57	0.37	0.87	0.78	0.59	0.38	0.90	0.81	0.61	0.39	0.91	0.81	0.62	0.40																	
		ΔT	19	18	15	10	20	18	15	10	20	19	15	11	21	19	16	11	20	19	15	11	20	19	15	10																	
		kW	1.64	1.67	1.72	1.77	1.76	1.79	1.85	1.91	1.86	1.90	1.96	2.02	1.96	2.00	2.06	2.13	2.04	2.08	2.15	2.21	2.10	2.15	2.22	2.29																	
		Amps	5.9	6.0	6.2	6.4	6.3	6.5	6.7	7.0	6.9	7.1	7.3	7.6	7.4	7.5	7.8	8.1	7.8	8.0	8.3	8.6	8.3	8.5	8.8	9.1																	
	800	Hi-PR	231	248	262	273	259	279	294	307	294	317	334	349	335	361	381	397	377	406	429	447	417	448	474	494																	
		Lo-PR	106	113	123	131	112	119	130	139	116	124	135	144	122	130	142	151	128	136	149	158	133	141	154	164																	
		MBh	22.3	22.9	24.8	26.6	21.7	22.4	24.2	26.0	21.2	21.8	23.6	25.4	20.7	21.3	23.1	24.8	19.7	20.2	21.9	23.5	18.2	18.8	20.3	21.8																	
		S/T	0.79	0.71	0.54	0.34	0.82	0.73	0.56	0.36	0.84	0.75	0.57	0.37	0.87	0.78	0.59	0.38	0.90	0.81	0.61	0.39	0.91	0.81	0.62	0.40																	
		ΔT	20	19	15	11	20	19	15	11	21	19	15	11	21	19	16	11	20	19	15	11	20	19	15	10																	
700	kW	1.63	1.66	1.71	1.76	1.75	1.78	1.84	1.89	1.85	1.89	1.95	2.01	1.94	1.98	2.04	2.11	2.02	2.06	2.13	2.20	2.09	2.13	2.20	2.27																		
	Amps	5.8	6.0	6.2	6.4	6.3	6.4	6.7	6.9	6.8	7.0	7.2	7.5	7.3	7.5	7.7	8.0	7.8	8.0	8.2	8.5	8.2	8.4	8.7	9.1																		
	Hi-PR	228	246	260	271	256	276	291	304	291	314	331	345	332	357	377	393	373	402	424	443	413	444	469	489																		
	Lo-PR	105	112	122	130	111	118	129	137	115	123	134	143	121	129	141	150	127	135	147	157	131	140	152	162																		
	MBh	20.5	21.1	22.9	24.6	20.1	20.7	22.4	24.0	19.6	20.2	21.8	23.4	19.1	19.7	21.3	22.9	18.2	18.7	20.2	21.7	16.8	17.3	18.7	20.1																		

IDB: Entering Indoor Dry Bulb Temperature  
 High and low pressures are measured at the liquid and suction service valves.  
 Shaded area reflects ACCA (TVA) conditions  
 Amps = outdoor unit amps (comp.+fan)  
 kW = Total system power

IDB		OUTDOOR AMBIENT TEMPERATURE												ENTERING INDOOR WET BULB TEMPERATURE											
		65°F				75°F				85°F				95°F				105°F				115°F			
		59	63	67	71	59	63	67	71	59	63	67	71	59	63	67	71	59	63	67	71	59	63	67	71
<b>80</b>	MBh	23.3	23.8	25.5	27.2	22.8	23.3	24.9	26.6	22.2	22.7	24.3	26.0	21.7	22.2	23.7	25.3	20.6	21.1	22.5	24.1	19.1	19.5	20.8	22.3
	S/T	0.91	0.85	0.69	0.52	0.94	0.88	0.72	0.54	0.97	0.91	0.74	0.55	1.00	0.94	0.76	0.57	1.00	1.00	0.79	0.59	1.00	1.00	0.80	0.60
	ΔT	22	21	18	14	22	21	18	15	22	21	18	15	22	21	18	15	21	22	18	15	20	20	17	14
	kW	1.65	1.69	1.74	1.79	1.77	1.81	1.86	1.92	1.88	1.92	1.98	2.04	1.97	2.01	2.08	2.14	2.05	2.10	2.16	2.23	2.12	2.17	2.24	2.31
	Amps	5.9	6.1	6.3	6.5	6.4	6.6	6.8	7.0	7.0	7.1	7.4	7.6	7.4	7.6	7.9	8.2	7.9	8.1	8.4	8.7	8.4	8.6	8.9	9.2
	Hi PR	233	251	265	276	261	281	297	310	297	320	338	352	339	364	385	401	381	410	433	452	421	453	478	499
	Lo PR	107	114	124	132	113	120	131	140	118	125	137	145	123	131	143	153	129	138	150	160	134	142	155	166
	MBh	22.6	23.1	24.7	26.4	22.1	22.6	24.2	25.8	21.6	22.1	23.6	25.2	21.1	21.5	23.0	24.6	20.0	20.5	21.9	23.4	18.5	18.9	20.2	21.6
	S/T	0.87	0.81	0.66	0.50	0.90	0.84	0.69	0.51	0.92	0.87	0.70	0.53	0.95	0.89	0.73	0.54	0.99	0.93	0.75	0.56	1.00	0.93	0.76	0.57
	ΔT	23	22	19	15	23	22	19	15	23	22	19	15	23	22	19	15	23	22	19	15	21	20	18	14
kW	1.64	1.67	1.72	1.78	1.76	1.79	1.85	1.91	1.86	1.90	1.96	2.02	1.96	2.00	2.06	2.13	2.04	2.08	2.15	2.21	2.10	2.15	2.22	2.29	
Amps	5.9	6.0	6.2	6.4	6.3	6.5	6.7	7.0	6.9	7.1	7.3	7.6	7.4	7.5	7.8	8.1	7.8	8.0	8.3	8.6	8.3	8.5	8.8	9.1	
Hi PR	231	248	262	273	259	279	294	307	294	317	335	349	335	361	381	397	377	406	429	447	417	448	474	494	
Lo PR	106	113	123	131	112	119	130	139	116	124	135	144	122	130	142	151	128	136	149	158	133	141	154	164	
MBh	20.9	21.4	22.8	24.4	20.4	20.9	22.3	23.8	19.9	20.4	21.8	23.3	19.4	19.9	21.2	22.7	18.5	18.9	20.2	21.6	17.1	17.5	18.7	20.0	
S/T	0.84	0.79	0.64	0.48	0.87	0.81	0.66	0.50	0.89	0.83	0.68	0.51	0.92	0.86	0.70	0.52	0.95	0.89	0.73	0.54	0.96	0.90	0.73	0.55	
ΔT	23	22	19	15	23	22	19	15	23	22	19	16	23	22	20	16	23	22	19	15	22	21	18	14	
kW	1.60	1.63	1.68	1.73	1.72	1.75	1.81	1.86	1.82	1.86	1.92	1.98	1.91	1.95	2.01	2.08	1.99	2.03	2.09	2.16	2.05	2.10	2.16	2.23	
Amps	5.7	5.9	6.0	6.3	6.2	6.3	6.5	6.8	6.7	6.9	7.1	7.4	7.2	7.3	7.6	7.9	7.6	7.8	8.1	8.4	8.1	8.3	8.6	8.9	
Hi PR	224	241	254	265	251	270	285	298	286	307	324	338	325	350	370	385	366	394	416	434	404	435	459	479	
Lo PR	103	109	119	127	109	116	126	134	113	120	131	140	119	126	138	147	124	132	144	154	129	137	149	159	
<b>85</b>	MBh	23.7	24.2	25.3	27.0	23.2	23.6	24.8	26.4	22.6	23.1	24.2	25.8	22.1	22.5	23.6	25.1	21.0	21.4	22.4	23.9	19.4	19.8	20.7	22.1
	S/T	0.95	0.92	0.83	0.67	0.99	0.95	0.86	0.70	1.00	0.98	0.88	0.72	1.00	1.00	0.91	0.74	1.00	1.00	0.95	0.77	1.00	1.00	0.95	0.77
	ΔT	23	23	22	19	23	23	22	19	23	23	22	19	23	23	22	19	21	22	22	19	20	20	20	17
	kW	1.66	1.70	1.75	1.80	1.79	1.82	1.88	1.94	1.89	1.93	1.99	2.06	1.99	2.03	2.09	2.16	2.07	2.11	2.18	2.25	2.14	2.18	2.25	2.33
	Amps	6.0	6.1	6.3	6.6	6.5	6.6	6.8	7.1	7.0	7.2	7.4	7.7	7.5	7.7	7.9	8.2	8.0	8.2	8.5	8.8	8.5	8.7	9.0	9.3
	Hi PR	235	253	267	279	264	284	300	313	300	323	341	356	342	368	389	405	385	414	437	456	425	457	483	504
	Lo PR	108	115	126	134	114	122	133	141	119	126	138	147	125	133	145	154	131	139	152	162	135	144	157	167
	MBh	23.0	23.5	24.6	26.2	22.5	22.9	24.0	25.6	22.0	22.4	23.5	25.0	21.4	21.9	22.9	24.4	20.4	20.8	21.7	23.2	18.9	19.2	20.1	21.5
	S/T	0.91	0.88	0.79	0.64	0.94	0.91	0.82	0.67	0.97	0.93	0.84	0.68	1.00	0.96	0.87	0.71	1.00	1.00	0.90	0.73	1.00	1.00	0.91	0.74
	ΔT	24	24	22	19	24	24	23	20	24	24	23	20	25	24	23	20	23	24	23	20	22	22	21	18
kW	1.65	1.69	1.74	1.79	1.77	1.81	1.86	1.92	1.88	1.92	1.98	2.04	1.97	2.01	2.08	2.14	2.05	2.10	2.16	2.23	2.12	2.17	2.24	2.31	
Amps	5.9	6.1	6.3	6.5	6.4	6.6	6.8	7.0	7.0	7.1	7.4	7.6	7.4	7.6	7.9	8.2	7.9	8.1	8.4	8.7	8.4	8.6	8.9	9.2	
Hi PR	233	251	265	276	261	281	297	310	297	320	338	352	339	364	385	401	381	410	433	452	421	453	478	499	
Lo PR	107	114	124	132	113	120	131	140	118	125	137	145	123	131	143	153	129	138	150	160	134	142	155	166	
MBh	21.3	21.7	22.7	24.2	20.8	21.2	22.2	23.7	20.3	20.7	21.7	23.1	19.8	20.2	21.1	22.5	18.8	19.2	20.1	21.4	17.4	17.7	18.6	19.8	
S/T	0.88	0.85	0.76	0.62	0.91	0.88	0.79	0.64	0.93	0.90	0.81	0.66	0.96	0.93	0.84	0.68	1.00	0.96	0.87	0.71	1.00	0.97	0.88	0.71	
ΔT	25	24	23	20	25	24	23	20	25	24	23	20	25	25	23	20	25	24	23	20	23	23	21	19	
kW	1.61	1.65	1.70	1.75	1.73	1.77	1.82	1.88	1.83	1.87	1.93	1.99	1.93	1.97	2.03	2.09	2.00	2.05	2.11	2.18	2.07	2.11	2.18	2.25	
Amps	5.8	5.9	6.1	6.3	6.2	6.4	6.6	6.8	6.8	6.9	7.2	7.4	7.2	7.4	7.7	7.9	7.7	7.9	8.1	8.5	8.2	8.4	8.6	9.0	
Hi PR	226	243	257	268	254	273	288	301	288	310	328	342	328	353	373	389	370	398	420	438	408	439	464	484	
Lo PR	104	110	121	128	110	117	127	136	114	121	132	141	120	127	139	148	126	134	146	155	130	138	151	161	

IDB: Entering Indoor Dry Bulb Temperature  
 High and low pressures are measured at the liquid and suction service valves.  
 Shaded area reflects AHRI conditions  
 Amps = outdoor unit amps (comp.+fan)  
 kW = Total system power

IDB		OUTDOOR AMBIENT TEMPERATURE																							
		65°F				75°F				85°F				95°F				105°F				115°F			
		59	63	67	71	59	63	67	71	59	63	67	71	59	63	67	71	59	63	67	71	59	63	67	71
<b>70</b>	AIRFLOW	24.9	25.8	28.3	-	24.4	25.2	27.7	-	23.8	24.6	27.0	-	23.2	24.0	26.3	-	22.0	22.8	25.0	-	20.4	21.2	23.2	-
	MBh	0.72	0.60	0.42	-	0.74	0.62	0.43	-	0.76	0.64	0.44	-	0.79	0.66	0.46	-	0.82	0.68	0.47	-	0.82	0.69	0.48	-
	S/T	19	16	12	-	19	16	13	-	19	16	13	-	19	17	13	-	19	16	12	-	18	15	12	-
	ΔT	1.60	1.64	1.70	-	1.74	1.78	1.85	-	1.87	1.91	1.98	-	1.97	2.02	2.10	-	2.07	2.12	2.20	-	2.15	2.20	2.28	-
	kW	6.6	6.8	7.0	-	7.2	7.4	7.7	-	7.9	8.1	8.4	-	8.5	8.7	9.0	-	9.1	9.3	9.6	-	9.6	9.9	10.2	-
	Amps	209	224	237	-	234	252	266	-	266	286	303	-	303	326	345	-	341	367	388	-	377	406	428	-
	Hi PR	103	109	119	-	109	116	126	-	113	120	131	-	119	126	138	-	124	132	144	-	128	137	149	-
	Lo PR	27.0	28.0	30.7	-	26.4	27.4	30.0	-	25.8	26.7	29.3	-	25.1	26.1	28.5	-	23.9	24.7	27.1	-	22.1	22.9	25.1	-
	MBh	0.74	0.62	0.43	-	0.77	0.64	0.45	-	0.79	0.66	0.46	-	0.82	0.68	0.47	-	0.85	0.71	0.49	-	0.85	0.71	0.49	-
	S/T	18	15	12	-	18	15	12	-	18	15	12	-	18	16	12	-	18	15	12	-	17	14	11	-
ΔT	1.65	1.69	1.75	-	1.79	1.83	1.90	-	1.92	1.97	2.04	-	2.03	2.08	2.16	-	2.13	2.18	2.26	-	2.21	2.26	2.35	-	
kW	6.8	7.0	7.3	-	7.4	7.6	7.9	-	8.1	8.3	8.6	-	8.7	9.0	9.3	-	9.3	9.6	9.9	-	9.9	10.2	10.6	-	
Amps	215	231	244	-	241	260	274	-	274	295	312	-	313	336	355	-	352	378	400	-	389	418	442	-	
Hi PR	106	113	123	-	112	119	130	-	116	124	135	-	122	130	142	-	128	136	149	-	132	141	154	-	
Lo PR	27.3	28.3	31.0	-	26.7	27.6	30.3	-	26.0	27.0	29.5	-	25.4	26.3	28.8	-	24.1	25.0	27.4	-	22.3	23.2	25.4	-	
MBh	0.76	0.63	0.44	-	0.79	0.66	0.45	-	0.81	0.67	0.47	-	0.83	0.70	0.48	-	0.86	0.72	0.50	-	0.87	0.73	0.50	-	
S/T	17	15	11	-	17	15	11	-	17	15	11	-	17	15	11	-	17	15	11	-	16	14	10	-	
ΔT	1.65	1.69	1.75	-	1.80	1.84	1.91	-	1.92	1.97	2.04	-	2.04	2.09	2.16	-	2.13	2.18	2.26	-	2.21	2.27	2.35	-	
kW	6.9	7.0	7.3	-	7.5	7.7	7.9	-	8.2	8.4	8.7	-	8.8	9.0	9.3	-	9.4	9.6	10.0	-	10.0	10.2	10.6	-	
Amps	216	232	245	-	242	260	275	-	275	296	313	-	314	337	356	-	353	380	401	-	390	419	443	-	
Hi PR	106	113	123	-	112	119	130	-	117	124	136	-	123	130	142	-	128	137	149	-	133	141	154	-	
Lo PR																									

IDB		OUTDOOR AMBIENT TEMPERATURE																							
		65°F				75°F				85°F				95°F				105°F				115°F			
		59	63	67	71	59	63	67	71	59	63	67	71	59	63	67	71	59	63	67	71	59	63	67	71
<b>75</b>	AIRFLOW	25.4	26.1	28.3	30.3	24.8	25.5	27.6	29.6	24.2	24.9	26.9	28.9	23.6	24.3	26.3	28.2	22.4	23.1	25.0	26.8	20.8	21.4	23.1	24.8
	MBh	0.82	0.73	0.55	0.36	0.85	0.76	0.57	0.37	0.87	0.78	0.59	0.38	0.89	0.80	0.61	0.39	0.93	0.83	0.63	0.40	0.94	0.84	0.63	0.41
	S/T	22	20	16	11	22	20	17	11	22	20	17	11	22	20	17	12	22	20	16	11	20	19	15	11
	ΔT	1.62	1.66	1.72	1.78	1.76	1.80	1.87	1.93	1.88	1.93	2.00	2.07	1.99	2.04	2.12	2.19	2.09	2.14	2.22	2.30	2.17	2.22	2.30	2.39
	kW	6.7	6.9	7.1	7.4	7.3	7.5	7.7	8.1	8.0	8.2	8.5	8.8	8.6	8.8	9.1	9.5	9.2	9.4	9.7	10.1	9.7	10.0	10.4	10.8
	Amps	211	227	239	250	236	254	269	280	269	289	306	319	306	330	348	363	345	371	392	408	381	410	433	451
	Hi PR	104	110	121	128	110	117	127	136	114	121	132	141	120	127	139	148	125	134	146	155	130	138	151	161
	Lo PR	27.5	28.3	30.6	32.9	26.8	27.6	29.9	32.1	26.2	27.0	29.2	31.3	25.6	26.3	28.5	30.6	24.3	25.0	27.1	29.0	22.5	23.2	25.1	26.9
	MBh	0.85	0.76	0.57	0.37	0.88	0.78	0.59	0.38	0.90	0.80	0.61	0.39	0.93	0.83	0.63	0.40	0.96	0.86	0.65	0.42	0.97	0.87	0.66	0.42
	S/T	20	19	15	11	21	19	16	11	21	19	16	11	21	19	16	11	20	19	15	11	19	18	14	10
ΔT	1.66	1.70	1.76	1.83	1.81	1.85	1.92	1.99	1.94	1.98	2.06	2.13	2.05	2.10	2.18	2.26	2.15	2.20	2.28	2.36	2.23	2.28	2.37	2.46	
kW	6.9	7.1	7.3	7.6	7.5	7.7	8.0	8.3	8.2	8.4	8.7	9.1	8.8	9.1	9.4	9.8	9.4	9.7	10.0	10.4	10.0	10.3	10.7	11.1	
Amps	217	234	247	257	244	262	277	289	277	298	315	329	316	340	359	374	355	382	404	421	393	422	446	465	
Hi PR	107	114	124	132	113	120	131	140	118	125	136	145	123	131	143	153	129	138	150	160	134	142	155	166	
Lo PR	27.8	28.6	30.9	33.2	27.1	27.9	30.2	32.4	26.5	27.2	29.5	31.6	25.8	26.6	28.8	30.9	24.5	25.3	27.3	29.3	22.7	23.4	25.3	27.2	
MBh	0.86	0.77	0.58	0.38	0.89	0.80	0.61	0.39	0.92	0.82	0.62	0.40	0.95	0.85	0.64	0.41	0.98	0.88	0.66	0.43	0.99	0.89	0.67	0.43	
S/T	20	18	15	10	20	18	15	10	20	18	15	10	20	18	15	10	20	18	15	10	18	17	14	10	
ΔT	1.67	1.71	1.77	1.83	1.81	1.86	1.92	1.99	1.94	1.99	2.06	2.14	2.06	2.11	2.18	2.26	2.15	2.21	2.29	2.37	2.24	2.29	2.37	2.46	
kW	6.9	7.1	7.4	7.7	7.5	7.7	8.0	8.3	8.2	8.5	8.8	9.1	8.9	9.1	9.4	9.8	9.5	9.7	10.1	10.5	10.1	10.3	10.7	11.1	
Amps	218	234	248	258	245	263	278	290	278	299	316	330	317	341	360	375	356	383	405	422	394	424	447	467	
Hi PR	107	114	125	133	113	121	132	140	118	125	137	146	124	132	144	153	130	138	151	161	134	143	156	166	
Lo PR																									

IDB: Entering Indoor Dry Bulb Temperature  
 High and low pressures are measured at the liquid and suction service valves.  
 Shaded area reflects ACCA (TVA) conditions  
 Amps = outdoor unit amps (comp.+fan)  
 kW = Total system power



EXPANDED COOLING DATA — GSX130301M\* / CA\*F3030\*6D\*+EEP (CONT.)

IDB		OUTDOOR AMBIENT TEMPERATURE												ENTERING INDOOR WET BULB TEMPERATURE											
		65°F				75°F				85°F				95°F				105°F				115°F			
		59	63	67	71	59	63	67	71	59	63	67	71	59	63	67	71	59	63	67	71	59	63	67	71
<b>875</b>	Mbh	25.8	26.4	28.2	30.1	25.2	25.8	27.5	29.4	24.6	25.1	26.9	28.7	24.0	24.5	26.2	28.0	22.8	23.3	24.9	26.6	21.1	21.6	23.1	24.7
	S/T	0.89	0.84	0.68	0.5	0.93	0.87	0.71	0.53	0.95	0.89	0.73	0.5	0.98	0.92	0.75	0.56	1.02	0.96	0.78	0.6	1.03	0.96	0.78	0.59
	ΔT	24	23	20	16	25	24	20	16	25	24	20	16	25	24	21	16	24	23	20	16	23	22	19	15
	kW	1.63	1.67	1.73	1.8	1.77	1.82	1.88	1.95	1.90	1.95	2.02	2.1	2.01	2.06	2.14	2.21	2.11	2.16	2.24	2.3	2.19	2.24	2.32	2.41
	Amps	6.8	6.9	7.2	7.5	7.4	7.6	7.8	8.1	8.1	8.3	8.6	8.9	8.7	8.9	9.2	9.6	9.2	9.5	9.8	10.2	9.8	10.1	10.5	10.9
	Hi PR	213	229	242	252.3	239	257	271	283	272	292	309	322.0	309	333	352	367	348	375	396	412.5	385	414	437	456
	Lo PR	105	112	122	129.7	111	118	129	137	115	123	134	142.4	121	129	140	150	127	135	147	156.8	131	139	152	162
	80	Mbh	28.0	28.6	30.5	32.6	27.3	27.9	29.8	31.9	26.7	27.2	29.1	31.1	26.0	26.6	28.4	30.4	24.7	25.3	27.0	28.8	22.9	23.4	25.0
S/T	0.93	0.87	0.71	0.5	0.96	0.90	0.73	0.55	0.99	0.92	0.75	0.6	1.00	0.95	0.78	0.58	1.00	0.99	0.81	0.6	1.00	1.00	0.81	0.61	
ΔT	23	22	19	15	23	22	19	15	23	22	19	15	23	22	19	15	22	22	19	15	20	20	18	14	
kW	1.68	1.72	1.78	1.8	1.82	1.87	1.94	2.01	1.95	2.00	2.07	2.2	2.07	2.12	2.20	2.28	2.17	2.22	2.30	2.4	2.25	2.31	2.39	2.48	
Amps	7.0	7.2	7.4	7.7	7.6	7.8	8.1	8.4	8.3	8.5	8.8	9.2	8.9	9.1	9.5	9.9	9.5	9.8	10.1	10.5	10.1	10.4	10.8	11.2	
Hi PR	219	236	249	260.1	246	265	280	292	280	301	318	331.9	319	343	362	378	359	386	408	425.3	396	427	451	470	
Lo PR	108	115	126	133.7	114	122	133	141	119	126	138	146.8	125	133	145	154	131	139	152	161.6	135	144	157	167	
1125	Mbh	28.2	28.9	30.8	33.0	27.6	28.2	30.1	32.2	26.9	27.5	29.4	31.4	26.3	26.8	28.7	30.7	25.0	25.5	27.2	29.1	23.1	23.6	25.2	27.0
S/T	0.95	0.89	0.72	0.5	0.98	0.92	0.75	0.56	1.00	0.94	0.77	0.6	1.00	0.97	0.79	0.59	1.00	1.00	0.82	0.6	1.00	1.00	0.83	0.62	
ΔT	22	21	18	15	22	21	18	15	22	21	18	15	21	21	19	15	20	21	18	15	19	19	17	14	
kW	1.68	1.72	1.78	1.8	1.83	1.87	1.94	2.01	1.96	2.01	2.08	2.2	2.07	2.13	2.20	2.28	2.17	2.23	2.31	2.4	2.26	2.31	2.40	2.49	
Amps	7.0	7.2	7.4	7.7	7.6	7.8	8.1	8.4	8.3	8.5	8.8	9.2	8.9	9.2	9.5	9.9	9.6	9.8	10.2	10.6	10.2	10.4	10.8	11.2	
Hi PR	220	237	250	260.9	247	266	281	293	281	302	319	332.9	320	344	364	379	360	387	409	426.6	398	428	452	471	
Lo PR	108	115	126	134.1	115	122	133	142	119	127	138	147.3	125	133	145	155	131	139	152	162.1	136	144	157	168	
<b>875</b>	Mbh	26.3	26.8	28.0	29.9	25.7	26.1	27.4	29.2	25.0	25.5	26.7	28.5	24.4	24.9	26.1	27.8	23.2	23.7	24.8	26.4	21.5	21.9	23.0	24.5
	S/T	0.94	0.90	0.82	0.66	0.97	0.94	0.85	0.69	1.00	0.96	0.87	0.70	1.00	0.99	0.90	0.73	1.00	1.00	0.93	0.75	1.00	1.00	0.94	0.76
	ΔT	26	25	24	21	26	26	24	21	26	26	24	21	26	26	25	21	24	25	24	21	23	23	23	20
	kW	1.65	1.69	1.75	1.81	1.79	1.83	1.90	1.97	1.92	1.96	2.04	2.11	2.03	2.08	2.16	2.24	2.13	2.18	2.26	2.34	2.21	2.26	2.35	2.43
	Amps	6.8	7.0	7.3	7.6	7.4	7.6	7.9	8.2	8.1	8.3	8.6	9.0	8.7	9.0	9.3	9.7	9.3	9.6	9.9	10.3	9.9	10.2	10.6	11.0
	Hi PR	215	231	244	255	241	260	274	286	274	295	312	325	312	336	355	370	352	378	399	417	388	418	441	460
	Lo PR	106	113	123	131	112	119	130	138	116	124	135	144	122	130	142	151	128	136	149	158	132	141	154	164
	85	Mbh	28.5	29.0	30.4	32.4	27.8	28.3	29.7	31.7	27.1	27.7	29.0	30.9	26.5	27.0	28.3	30.1	25.1	25.6	26.8	28.6	23.3	23.7	24.9
S/T	0.97	0.94	0.85	0.69	1.00	0.97	0.88	0.71	1.00	1.00	0.90	0.73	1.00	1.00	0.93	0.75	1.00	1.00	0.96	0.78	1.00	1.00	0.97	0.79	
ΔT	24	24	23	19	24	24	23	20	24	24	23	20	23	24	23	20	22	22	23	20	20	21	21	18	
kW	1.69	1.73	1.80	1.86	1.84	1.89	1.95	2.03	1.97	2.02	2.09	2.17	2.09	2.14	2.22	2.30	2.19	2.24	2.32	2.41	2.27	2.33	2.41	2.50	
Amps	7.0	7.2	7.5	7.8	7.7	7.9	8.1	8.5	8.4	8.6	8.9	9.3	9.0	9.2	9.6	10.0	9.6	9.9	10.2	10.6	10.2	10.5	10.9	11.3	
Hi PR	222	239	252	263	249	268	283	295	283	304	321	335	322	347	366	382	362	390	412	430	400	431	455	475	
Lo PR	109	116	127	135	115	123	134	143	120	128	139	148	126	134	146	156	132	140	153	163	137	145	159	169	
1125	Mbh	28.7	29.3	30.7	32.7	28.1	28.6	30.0	32.0	27.4	27.9	29.3	31.2	26.7	27.3	28.5	30.4	25.4	25.9	27.1	28.9	23.5	24.0	25.1	26.8
S/T	0.99	0.96	0.86	0.70	1.00	0.99	0.90	0.73	1.00	1.00	0.92	0.74	1.00	1.00	0.95	0.77	1.00	1.00	0.98	0.80	1.00	1.00	0.99	0.80	
ΔT	23	23	22	19	23	23	22	19	22	23	22	19	22	22	22	19	21	21	22	19	19	20	20	18	
kW	1.70	1.74	1.80	1.87	1.85	1.89	1.96	2.03	1.98	2.03	2.10	2.18	2.09	2.15	2.22	2.31	2.19	2.25	2.33	2.42	2.28	2.33	2.42	2.51	
Amps	7.1	7.2	7.5	7.8	7.7	7.9	8.2	8.5	8.4	8.6	8.9	9.3	9.0	9.3	9.6	10.0	9.7	9.9	10.3	10.7	10.3	10.5	10.9	11.4	
Hi PR	222	239	253	263	249	268	283	296	284	305	322	336	323	348	367	383	364	391	413	431	402	432	456	476	
Lo PR	110	117	127	135	116	123	134	143	120	128	140	149	126	134	147	156	132	141	154	164	137	146	159	169	

IDB: Entering Indoor Dry Bulb Temperature

High and low pressures are measured at the liquid and suction service valves.

Shaded area reflects AHRI conditions

Amps = outdoor unit amps (comp.+fan)

kW = Total system power

IDB	OUTDOOR AMBIENT TEMPERATURE																												
	65					75					85			95					105					115					
	59	63	67	71		59	63	67	71		59	63	67	71		59	63	67	71		59	63	67	71		59	63	67	71
<b>70</b>	AIRFLOW	MBh	32.9	34.1	37.4	-	32.2	33.3	36.5	-	31.4	32.5	35.7	-	30.6	31.7	34.8	-	29.1	30.2	33.0	-	27.0	27.9	30.6	-			
		S/T	0.77	0.65	0.45	-	0.80	0.67	0.46	-	0.82	0.69	0.48	-	0.85	0.71	0.49	-	0.88	0.74	0.51	-	0.89	0.74	0.51	-			
	ΔT	17	15	11	-	18	15	12	-	18	15	12	-	18	15	12	-	17	15	11	-	16	14	11	-				
	kW	1350	2.44	2.49	2.55	-	2.61	2.65	2.73	-	2.75	2.80	2.88	-	2.88	2.94	3.02	-	2.99	3.05	3.14	-	3.08	3.14	3.24	-			
		/anos	9.7	9.9	10.0	-	10.1	10.3	10.5	-	10.6	10.8	11.0	-	11.0	11.2	11.4	-	11.4	11.6	11.8	-	11.8	12.0	12.2	-			
	Hi PR	183	197	208	-	205	221	234	-	234	252	266	-	266	286	302	-	299	322	340	-	331	356	376	-				
	Lo PR	95	101	110	-	100	107	117	-	104	111	121	-	109	117	127	-	115	122	134	-	119	126	138	-				
	MBh	32.0	33.1	36.3	-	31.2	32.4	35.5	-	30.5	31.6	34.6	-	29.7	30.8	33.8	-	28.2	29.3	32.1	-	26.2	27.1	29.7	-				
		S/T	0.74	0.62	0.43	-	0.76	0.64	0.44	-	0.78	0.65	0.45	-	0.81	0.68	0.47	-	0.84	0.70	0.49	-	0.85	0.71	0.49	-			
	ΔT	18	16	12	-	18	16	12	-	18	16	12	-	18	16	12	-	18	16	12	-	17	15	11	-				
kW	1200	2.42	2.47	2.54	-	2.59	2.64	2.71	-	2.73	2.78	2.86	-	2.86	2.91	3.00	-	2.96	3.02	3.11	-	3.06	3.12	3.21	-				
	/anos	9.7	9.8	10.0	-	10.1	10.2	10.4	-	10.6	10.7	10.9	-	11.0	11.1	11.3	-	11.4	11.5	11.8	-	11.8	11.9	12.2	-				
Hi PR	181	195	206	-	203	219	231	-	231	249	263	-	263	284	299	-	296	319	337	-	328	353	372	-					
Lo PR	94	100	109	-	99	106	116	-	103	110	120	-	109	116	126	-	114	121	132	-	118	125	137	-					
MBh	29.5	30.6	33.5	-	28.8	29.9	32.7	-	28.1	29.2	31.9	-	27.4	28.4	31.2	-	26.1	27.0	29.6	-	24.2	25.0	27.4	-					
	S/T	0.71	0.59	0.41	-	0.74	0.62	0.43	-	0.76	0.63	0.44	-	0.78	0.65	0.45	-	0.81	0.68	0.47	-	0.82	0.68	0.47	-				
ΔT	18	16	12	-	19	16	12	-	19	16	12	-	19	16	12	-	18	16	12	-	17	15	11	-					
kW	1050	2.37	2.42	2.48	-	2.53	2.58	2.65	-	2.67	2.72	2.80	-	2.79	2.85	2.93	-	2.90	2.96	3.04	-	2.99	3.05	3.14	-				
	/anos	9.6	9.7	9.8	-	10.0	10.1	10.3	-	10.4	10.5	10.7	-	10.8	10.9	11.1	-	11.2	11.3	11.6	-	11.6	11.7	12.0	-				
Hi PR	176	189	200	-	197	212	224	-	224	242	255	-	256	275	291	-	288	309	327	-	318	342	361	-					
Lo PR	91	97	106	-	96	103	112	-	100	107	116	-	105	112	122	-	110	117	128	-	114	121	133	-					
<b>75</b>	AIRFLOW	MBh	33.5	34.5	37.3	40.0	32.7	33.7	36.4	39.1	31.9	32.9	35.6	38.2	31.1	<b>32.1</b>	34.7	37.3	39.7	42.1	29.6	30.5	33.0	35.4	27.4	28.2	30.5	32.8	
		S/T	0.88	0.79	0.60	0.38	0.91	0.81	0.62	0.40	0.93	0.84	0.63	0.41	0.96	<b>0.86</b>	0.65	0.42	0.40	0.40	0.40	1.00	0.90	0.68	0.44	1.00	0.90	0.68	0.44
	ΔT	20	18	15	10	20	19	15	11	20	19	15	11	20	<b>19</b>	15	11	11	11	11	20	19	15	11	20	19	17	14	10
	kW	1350	2.46	2.50	2.57	2.65	2.62	2.67	2.75	2.83	2.77	2.82	2.91	2.99	2.90	<b>2.96</b>	3.04	3.14	3.23	3.32	3.41	3.01	3.07	3.16	3.26	3.10	3.17	3.26	3.36
		/anos	9.8	9.9	10.1	10.3	10.2	10.3	10.5	10.7	10.7	10.8	11.0	11.3	11.1	<b>11.2</b>	11.4	11.7	11.9	12.2	12.5	11.5	11.7	11.9	12.2	11.9	12.1	12.3	12.6
	Hi PR	185	199	210	219	208	223	236	246	256	236	254	268	280	269	<b>289</b>	306	319	332	344	359	303	326	344	359	334	360	380	396
	Lo PR	96	102	112	119	101	108	118	126	134	105	112	123	130	111	<b>118</b>	129	137	144	151	164	116	124	135	144	120	128	139	149
	MBh	32.5	33.5	36.2	38.9	31.8	32.7	35.4	38.0	40.6	31.0	31.9	34.5	37.1	30.2	<b>31.1</b>	33.7	36.2	38.7	41.1	28.7	29.6	32.0	34.4	26.6	27.4	29.7	31.8	
		S/T	0.84	0.75	0.57	0.37	0.87	0.78	0.59	0.38	0.89	0.80	0.60	0.39	0.92	<b>0.82</b>	0.62	0.40	0.40	0.40	0.40	0.95	0.85	0.65	0.42	0.96	0.86	0.65	0.42
	ΔT	21	19	16	11	21	19	16	11	21	21	19	16	11	21	<b>20</b>	16	11	11	11	21	21	19	16	20	20	18	15	10
kW	1200	2.44	2.49	2.56	2.63	2.61	2.66	2.73	2.81	2.75	2.80	2.89	2.97	2.88	<b>2.94</b>	3.02	3.11	3.20	3.29	2.99	3.05	3.14	3.23	3.08	3.14	3.24	3.34		
	/anos	9.7	9.9	10.0	10.2	10.1	10.3	10.5	10.7	10.6	10.8	11.0	11.2	11.0	<b>11.2</b>	11.4	11.6	11.8	12.1	11.4	11.6	11.8	12.1	11.8	12.0	12.2	12.5		
Hi PR	183	197	208	217	206	221	234	244	254	234	252	266	277	266	<b>287</b>	303	316	330	342	300	322	340	355	331	356	376	392		
Lo PR	95	101	110	118	100	107	117	124	131	104	111	121	129	110	<b>117</b>	127	136	142	151	115	122	134	142	119	127	138	147		
MBh	30.0	30.9	33.4	35.9	29.3	30.2	32.7	35.1	37.6	28.6	29.5	31.9	34.2	27.9	<b>28.7</b>	31.1	33.4	35.7	38.0	26.5	27.3	29.6	31.7	24.6	25.3	27.4	29.4		
	S/T	0.81	0.72	0.55	0.35	0.84	0.75	0.57	0.36	0.86	0.77	0.58	0.37	0.89	<b>0.79</b>	0.60	0.39	0.39	0.39	0.92	0.82	0.62	0.40	0.93	0.83	0.63	0.40		
ΔT	21	20	16	11	21	20	16	11	22	22	20	16	11	22	<b>20</b>	16	11	11	11	21	20	16	11	20	20	18	15	10	
kW	1050	2.39	2.43	2.50	2.57	2.55	2.60	2.67	2.75	2.69	2.74	2.82	2.90	2.81	<b>2.87</b>	2.95	3.04	3.13	3.22	2.92	2.98	3.07	3.16	3.01	3.07	3.16	3.26		
	/anos	9.6	9.7	9.9	10.1	10.0	10.1	10.3	10.5	10.5	10.6	10.8	11.0	10.8	<b>11.0</b>	11.2	11.4	11.6	11.8	11.2	11.4	11.6	11.8	11.6	11.8	12.0	12.3		
Hi PR	178	191	202	211	199	215	227	236	246	227	244	258	269	258	<b>278</b>	293	306	320	334	291	313	330	344	321	345	365	380		
Lo PR	92	98	107	114	97	104	113	121	130	101	108	118	125	106	<b>113</b>	124	132	140	149	112	119	130	138	115	123	134	143		

IDB: Entering Indoor Dry Bulb Temperature  
 High and low pressures are measured at the liquid and suction service valves.  
 Shaded area reflects ACCA (TVA) conditions  
 kW = Total system power  
 Design Subcooling 9 ±3 °F @ the liquid service valve, ARI95 test conditions  
 Amps = outdoor unit amps (comp.+fan)

EXPANDED COOLING DATA — GSX130361F\* / CA\*F3636\*6D\* (CONT.)

IDB		OUTDOOR AMBIENT TEMPERATURE																																																																																																							
		65°F					75°F					85°F					95°F					105°F					115°F																																																																														
		59	63	67	71	75	59	63	67	71	75	59	63	67	71	75	59	63	67	71	75	59	63	67	71	75	59	63	67	71	75																																																																										
1350	MBh	34.1	34.8	37.2	39.8	33.3	34.0	36.3	38.8	32.5	33.2	35.5	37.9	31.7	32.4	34.6	37.0	30.1	30.8	32.9	35.1	27.9	28.5	30.5	32.6	1200	MBh	33.1	33.8	36.1	38.6	32.3	33.0	35.3	37.7	31.5	32.2	34.4	36.8	30.8	31.4	<b>33.6</b>	35.9	29.2	29.9	31.9	34.1	27.1	27.7	29.6	31.6	1050	MBh	30.5	31.2	33.3	35.6	29.8	30.5	32.6	34.8	29.1	29.8	31.8	34.0	28.4	29.0	31.0	33.2	27.0	27.6	29.5	31.5	25.0	25.5	27.3	29.2	85	MBh	34.7	35.3	37.0	39.5	33.9	34.5	36.2	38.6	33.1	33.7	35.3	37.7	32.3	32.9	34.4	36.7	30.6	31.2	32.7	34.9	28.4	28.9	30.3	32.3		
	S/T	1.00	0.98	0.88	0.71	1.00	1.00	0.91	0.74	1.00	1.00	0.94	0.76	1.00	1.00	0.97	0.78	1.00	1.00	1.00	0.81	1.00	1.00	0.82	S/T		0.92	0.86	0.70	0.5	0.95	0.89	0.73	0.54	0.98	0.92	0.75	0.6	1.00	0.95	<b>0.77</b>	0.58	1.00	0.98	0.80	0.6	1.00	0.99	0.81	0.60	S/T		0.89	0.83	0.68	0.5	0.92	0.86	0.70	0.52	0.94	0.88	0.72	0.5	0.97	0.91	0.74	0.55	1.01	0.95	0.77	0.6	1.02	0.95	0.78	0.58	S/T		0.96	0.93	0.84	0.68	1.00	0.96	0.87	0.71	1.00	0.99	0.89	0.72	1.00	1.00	0.92	0.75	1.00	1.00	1.00	0.96	0.78	1.00	1.00	0.96	0.78		
	Δ T	24	23	22	19	23	24	22	19	23	23	23	20	16	24	23	20	16	24	23	20	16	24	23	20		18	Δ T	23	22	19	16	24	23	20	16	24	23	20	16	24	23	20	16	24	23	20	16	24	23	20		18	Δ T	24	23	20	16	24	23	20	16	24	23	20	16	24	23	20	16	24	23	20	16	24	23	20		18	Δ T	25	24	23	20	25	25	23	20	25	25	23	20	24	24	24	20	24	23	23	20	23	23	20	21	18
	Lo PR	98	104	114	121	104	110	120	128	108	114	125	133	113	120	131	140	125	133	113	120	131	147	123	130		142	152	Lo PR	96	102	112	118.8	102	108	118	126	105	112	123	130.5	111	118	<b>129</b>	137	116	124	135	143.6	120	128		140	149	Lo PR	93	99	108	115.3	98	105	114	122	102	109	119	126.6	107	114	125	133	113	120	131	139.3	117	124		135	144	Lo PR	97	103	113	120.0	103	109	119	127	107	113	124	131.8	112	119	130	138	117	125	136	145.1	121	129	141	150
1350	MBh	34.1	34.8	37.2	39.8	33.3	34.0	36.3	38.8	32.5	33.2	35.5	37.9	31.7	32.4	34.6	37.0	30.1	30.8	32.9	35.1	27.9	28.5	30.5	32.6	1200	MBh	33.1	33.8	36.1	38.6	32.3	33.0	35.3	37.7	31.5	32.2	34.4	36.8	30.8	31.4	<b>33.6</b>	35.9	29.2	29.9	31.9	34.1	27.1	27.7	29.6	31.6	1050	MBh	30.5	31.2	33.3	35.6	29.8	30.5	32.6	34.8	29.1	29.8	31.8	34.0	28.4	29.0	31.0	33.2	27.0	27.6	29.5	31.5	25.0	25.5	27.3	29.2	85	MBh	34.7	35.3	37.0	39.5	33.9	34.5	36.2	38.6	33.1	33.7	35.3	37.7	32.3	32.9	34.4	36.7	30.6	31.2	32.7	34.9	28.4	28.9	30.3	32.3		
	S/T	1.00	0.98	0.88	0.71	1.00	1.00	0.91	0.74	1.00	1.00	0.94	0.76	1.00	1.00	0.97	0.78	1.00	1.00	1.00	0.81	1.00	1.00	0.82	S/T		0.92	0.86	0.70	0.5	0.95	0.89	0.73	0.54	0.98	0.92	0.75	0.6	1.00	0.95	<b>0.77</b>	0.58	1.00	0.98	0.80	0.6	1.00	0.99	0.81	0.60	S/T		0.89	0.83	0.68	0.5	0.92	0.86	0.70	0.52	0.94	0.88	0.72	0.5	0.97	0.91	0.74	0.55	1.01	0.95	0.77	0.6	1.02	0.95	0.78	0.58	S/T		0.96	0.93	0.84	0.68	1.00	0.96	0.87	0.71	1.00	0.99	0.89	0.72	1.00	1.00	0.92	0.75	1.00	1.00	1.00	0.96	0.78	1.00	1.00	0.96	0.78		
	Δ T	24	23	22	19	23	24	22	19	23	23	23	20	16	24	23	20	16	24	23	20	16	24	23	20		18	Δ T	23	22	19	16	24	23	20	16	24	23	20	16	24	23	20	16	24	23	20	16	24	23	20		18	Δ T	24	23	20	16	24	23	20	16	24	23	20	16	24	23	20	16	24	23	20	16	24	23	20		18	Δ T	25	24	23	20	25	25	23	20	25	25	23	20	24	24	24	20	24	23	23	20	23	23	20	21	18
	Lo PR	98	104	114	121	104	110	120	128	108	114	125	133	113	120	131	140	125	133	113	120	131	147	123	130		142	152	Lo PR	96	102	112	118.8	102	108	118	126	105	112	123	130.5	111	118	<b>129</b>	137	116	124	135	143.6	120	128		140	149	Lo PR	93	99	108	115.3	98	105	114	122	102	109	119	126.6	107	114	125	133	113	120	131	139.3	117	124		135	144	Lo PR	97	103	113	120.0	103	109	119	127	107	113	124	131.8	112	119	130	138	117	125	136	145.1	121	129	141	150
1350	MBh	34.1	34.8	37.2	39.8	33.3	34.0	36.3	38.8	32.5	33.2	35.5	37.9	31.7	32.4	34.6	37.0	30.1	30.8	32.9	35.1	27.9	28.5	30.5	32.6	1200	MBh	33.1	33.8	36.1	38.6	32.3	33.0	35.3	37.7	31.5	32.2	34.4	36.8	30.8	31.4	<b>33.6</b>	35.9	29.2	29.9	31.9	34.1	27.1	27.7	29.6	31.6	1050	MBh	30.5	31.2	33.3	35.6	29.8	30.5	32.6	34.8	29.1	29.8	31.8	34.0	28.4	29.0	31.0	33.2	27.0	27.6	29.5	31.5	25.0	25.5	27.3	29.2	85	MBh	34.7	35.3	37.0	39.5	33.9	34.5	36.2	38.6	33.1	33.7	35.3	37.7	32.3	32.9	34.4	36.7	30.6	31.2	32.7	34.9	28.4	28.9	30.3	32.3		
	S/T	1.00	0.98	0.88	0.71	1.00	1.00	0.91	0.74	1.00	1.00	0.94	0.76	1.00	1.00	0.97	0.78	1.00	1.00	1.00	0.81	1.00	1.00	0.82	S/T		0.92	0.86	0.70	0.5	0.95	0.89	0.73	0.54	0.98	0.92	0.75	0.6	1.00	0.95	<b>0.77</b>	0.58	1.00	0.98	0.80	0.6	1.00	0.99	0.81	0.60	S/T		0.89	0.83	0.68	0.5	0.92	0.86	0.70	0.52	0.94	0.88	0.72	0.5	0.97	0.91	0.74	0.55	1.01	0.95	0.77	0.6	1.02	0.95	0.78	0.58	S/T		0.96	0.93	0.84	0.68	1.00	0.96	0.87	0.71	1.00	0.99	0.89	0.72	1.00	1.00	0.92	0.75	1.00	1.00	1.00	0.96	0.78	1.00	1.00	0.96	0.78		
	Δ T	24	23	22	19	23	24	22	19	23	23	23	20	16	24	23	20	16	24	23	20	16	24	23	20		18	Δ T	23	22	19	16	24	23	20	16	24	23	20	16	24	23	20	16	24	23	20	16	24	23	20		18	Δ T	24	23	20	16	24	23	20	16	24	23	20	16	24	23	20	16	24	23	20	16	24	23	20		18	Δ T	25	24	23	20	25	25	23	20	25	25	23	20	24	24	24	20	24	23	23	20	23	23	20	21	18
	Lo PR	98	104	114	121	104	110	120	128	108	114	125	133	113	120	131	140	125	133	113	120	131	147	123	130		142	152	Lo PR	96	102	112	118.8	102	108	118	126	105	112	123	130.5	111	118	<b>129</b>	137	116	124	135	143.6	120	128		140	149	Lo PR	93	99	108	115.3	98	105	114	122	102	109	119	126.6	107	114	125	133	113	120	131	139.3	117	124		135	144	Lo PR	97	103	113	120.0	103	109	119	127	107	113	124	131.8	112	119	130	138	117	125	136	145.1	121	129	141	150

IDB: Entering Indoor Dry Bulb Temperature  
 High and low pressures are measured at the liquid and suction service valves.  
 Shaded area reflects AHRI conditions  
 kW = Total system power  
 Design Subcooling 9 ±3 °F @ the liquid service valve, ARI 95 test conditions  
 Amps = outdoor unit amps (comp.+fan)

IDB		OUTDOOR AMBIENT TEMPERATURE																																																																																																																																																																																																																																																																																																																																																																																																																																																																																																																																				
		65°F						75°F						85°F						95°F						105°F						115°F																																																																																																																																																																																																																																																																																																																																																																																																																																																																																																						
		59	63	67	71	59	63	67	71	59	63	67	71	59	63	67	71	59	63	67	71	59	63	67	71	59	63	67	71																																																																																																																																																																																																																																																																																																																																																																																																																																																																																																									
		ENTERING INDOOR WET BULB TEMPERATURE																																																																																																																																																																																																																																																																																																																																																																																																																																																																																																																																				
AIRFLOW		59	63	67	71	59	63	67	71	59	63	67	71	59	63	67	71	59	63	67	71	59	63	67	71	59	63	67	71	59	63	67	71	59	63	67	71	59	63	67	71																																																																																																																																																																																																																																																																																																																																																																																																																																																																																													
1225		36.0	37.3	40.9	-	35.2	36.4	39.9	-	34.3	35.6	39.0	-	33.5	34.7	38.0	-	31.8	33.0	36.1	-	29.5	30.5	33.5	-	0.69	0.57	0.40	-	0.71	0.59	0.41	-	0.73	0.61	0.42	-	0.75	0.63	0.44	-	0.78	0.65	0.45	-	19	16	12	-	19	16	12	-	19	16	12	-	19	16	12	-	19	16	12	-	17	15	11	-	2.78	2.84	2.92	-	2.98	3.04	3.13	-	3.15	3.21	3.31	-	3.30	3.37	3.47	-	3.43	3.50	3.61	-	3.54	3.61	3.73	-	10.7	10.9	11.2	-	11.5	11.8	12.1	-	12.5	12.7	13.2	-	13.3	13.6	14.0	-	14.1	14.5	14.9	-	14.9	15.3	15.8	-	209	225	238	-	235	253	267	-	267	288	304	-	304	328	346	-	343	369	389	-	378	407	430	-	101	107	117	-	106	113	124	-	111	118	129	-	116	124	135	-	122	130	141	-	126	134	146	-	39.0	40.4	44.3	-	38.1	39.5	43.3	-	37.2	38.5	42.2	-	36.3	37.6	41.2	-	34.5	35.7	39.1	-	31.9	33.1	36.3	-	0.71	0.59	0.41	-	0.74	0.62	0.43	-	0.76	0.63	0.44	-	0.78	0.65	0.45	-	0.81	0.68	0.47	-	0.82	0.68	0.47	-	18	16	12	-	18	16	12	-	18	16	12	-	19	16	12	-	18	16	12	-	17	15	11	-	2.84	2.90	2.98	-	3.05	3.11	3.20	-	3.22	3.29	3.39	-	3.38	3.45	3.55	-	3.51	3.58	3.70	-	3.63	3.70	3.82	-	10.9	11.2	11.6	-	11.8	12.1	12.5	-	12.8	13.1	13.5	-	13.7	14.0	14.4	-	14.5	14.9	15.3	-	15.4	15.7	16.2	-	216	232	245	-	242	261	275	-	276	297	313	-	314	338	357	-	353	380	401	-	390	420	443	-	104	111	121	-	110	117	127	-	114	121	132	-	120	127	139	-	126	134	146	-	130	138	151	-	40.2	41.6	45.6	-	39.2	40.7	44.6	-	38.3	39.7	43.5	-	37.4	38.7	42.4	-	35.5	36.8	40.3	-	32.9	34.1	37.3	-	0.75	0.62	0.43	-	0.77	0.65	0.45	-	0.79	0.66	0.46	-	0.82	0.68	0.47	-	0.85	0.71	0.49	-	0.86	0.72	0.50	-	18	15	11	-	18	15	12	-	18	15	12	-	18	15	12	-	18	15	12	-	16	14	11	-	2.87	2.92	3.01	-	3.07	3.13	3.22	-	3.25	3.31	3.41	-	3.41	3.48	3.58	-	3.54	3.61	3.73	-	3.66	3.73	3.85	-	11.0	11.3	11.7	-	11.9	12.2	12.6	-	12.9	13.2	13.6	-	13.8	14.1	14.6	-	14.6	15.0	15.5	-	15.5	15.9	16.4	-	218	235	248	-	245	263	278	-	278	300	316	-	317	341	360	-	357	384	405	-	394	424	448	-	105	112	122	-	111	118	129	-	115	123	134	-	121	129	141	-	127	135	147	-	131	140	152	-																	
1575		36.6	37.7	40.8	43.8	35.8	36.8	39.9	42.8	34.9	35.9	38.9	41.8	34.1	35.1	38.0	40.7	32.4	33.3	36.1	38.7	30.0	30.9	33.4	35.8	0.78	0.70	0.53	0.34	0.81	0.72	0.55	0.35	0.83	0.74	0.56	0.36	0.86	0.77	0.58	0.37	0.89	0.79	0.60	0.39	0.90	0.80	0.61	0.39	21	20	16	11	22	20	16	11	22	20	16	11	22	22	20	16	11	22	20	16	11	20	19	15	10	2.80	2.86	2.94	3.03	3.00	3.06	3.15	3.24	3.17	3.24	3.33	3.44	3.33	3.33	3.39	3.50	3.61	3.46	3.53	3.64	3.75	3.57	3.64	3.76	3.88	10.8	11.0	11.3	11.8	11.6	11.9	12.2	12.7	12.6	12.9	13.3	13.8	13.4	13.4	13.7	14.2	14.7	14.2	14.6	15.1	15.6	15.1	15.4	15.9	16.5	212	228	240	251	237	256	270	281	270	291	307	320	308	308	331	350	365	346	372	393	410	382	411	434	453	102	108	118	126	108	114	125	133	112	119	130	138	117	117	125	136	145	123	131	143	152	127	135	148	157	39.7	40.8	44.2	47.4	38.7	39.9	43.2	46.3	37.8	38.9	42.2	45.2	36.9	38.0	41.1	44.1	35.1	36.1	39.1	41.9	32.5	33.4	36.2	38.8	0.81	0.72	0.55	0.35	0.84	0.75	0.57	0.37	0.86	0.77	0.58	0.37	0.89	0.79	0.60	0.39	0.92	0.82	0.62	0.40	0.93	0.83	0.63	0.40	21	19	16	11	21	20	16	11	21	20	16	11	22	20	16	11	21	21	20	16	11	20	18	15	10	2.87	2.92	3.01	3.10	3.07	3.13	3.22	3.32	3.25	3.31	3.41	3.52	3.41	3.41	3.48	3.58	3.70	3.54	3.61	3.73	3.84	3.66	3.73	3.85	3.97	11.0	11.3	11.7	12.1	11.9	12.2	12.6	13.0	12.9	13.2	13.6	14.1	13.8	14.1	14.6	15.1	15.6	14.6	15.0	15.5	16.1	15.5	15.9	16.4	17.0	218	235	248	259	245	263	278	290	278	300	316	330	317	317	341	360	376	357	384	405	423	394	424	448	467	105	112	122	130	111	118	129	137	115	123	134	143	121	121	129	141	150	127	135	147	157	131	140	152	162	40.9	42.1	45.5	48.9	39.9	41.1	44.5	47.7	39.0	40.1	43.4	46.6	38.0	39.1	42.4	45.5	36.1	37.2	40.2	43.2	33.4	34.4	37.3	40.0	0.85	0.76	0.57	0.37	0.88	0.79	0.60	0.38	0.90	0.81	0.61	0.39	0.93	0.83	0.63	0.41	0.97	0.86	0.65	0.42	0.97	0.87	0.66	0.42	20	19	15	11	20	19	15	11	21	19	15	11	21	21	19	16	11	20	19	15	11	19	18	14	10	2.89	2.94	3.03	3.12	3.09	3.15	3.25	3.35	3.27	3.34	3.44	3.55	3.43	3.50	3.61	3.72	3.57	3.64	3.76	3.87	3.68	3.76	3.88	4.00	11.1	11.4	11.8	12.2	12.0	12.3	12.7	13.2	13.0	13.3	13.8	14.3	13.9	14.2	14.7	15.2	14.8	15.1	15.6	16.2	15.6	16.0	16.5	17.2	220	237	250	261	247	266	281	293	281	303	320	333	320	320	345	364	380	360	388	409	427	398	428	452	472	106	113	123	131	112	119	130	139	116	124	135	144	122	122	130	142	151	128	136	149	158	133	141	154	164

Amps = outdoor unit amps (comp.+fan)  
kW = Total system power

Shaded area reflects ACCA (TVA) conditions

IDB: Entering Indoor Dry Bulb Temperature  
High and low pressures are measured at the liquid and suction service valves.



EXPANDED COOLING DATA — GSX130481C\* / CA\*F4860\*6B\*

IDB	AIRFLOW	OUTDOOR AMBIENT TEMPERATURE																													
		65°F					75°F					85°F					95°F					105°F					115°F				
		59	63	67	71		59	63	67	71		59	63	67	71		59	63	67	71		59	63	67	71		59	63	67	71	
<b>70</b>	MBh	40.4	41.9	45.9	-	39.5	40.9	44.8	-	38.5	39.9	43.7	-	37.6	38.9	42.7	-	35.7	37.0	40.5	-	33.1	34.3	37.5	-						
	S/T	0.71	0.59	0.41	-	0.73	0.61	0.42	-	0.75	0.63	0.44	-	0.78	0.65	0.45	-	0.81	0.67	0.47	-	0.81	0.68	0.47	-						
	Δ T	19	16	12	-	19	16	12	-	19	16	13	-	19	17	13	-	19	16	12	-	18	15	12	-						
	kW	3.17	3.23	3.32	-	3.39	3.46	3.56	-	3.59	3.66	3.77	-	3.77	3.84	3.96	-	3.91	4.00	4.12	-	4.04	4.13	4.26	-						
	Amps	11.6	11.9	12.3	-	12.6	12.9	13.3	-	13.7	14.0	14.5	-	14.6	15.0	15.5	-	15.5	15.9	16.5	-	16.5	16.9	17.4	-						
	Hi PR	215	231	244	-	241	259	274	-	274	295	311	-	312	336	354	-	351	377	399	-	388	417	440	-						
	Lo PR	104	111	121	-	110	117	128	-	115	122	133	-	120	128	140	-	126	134	146	-	130	139	151	-						
	MBh	43.8	45.4	49.7	-	42.7	44.3	48.5	-	41.7	43.2	47.4	-	40.7	42.2	46.2	-	38.7	40.1	43.9	-	35.8	37.1	40.7	-						
	S/T	0.73	0.61	0.43	-	0.76	0.64	0.44	-	0.78	0.65	0.45	-	0.81	0.67	0.47	-	0.84	0.70	0.48	-	0.84	0.70	0.49	-						
	Δ T	18	16	12	-	19	16	12	-	19	16	12	-	19	16	12	-	19	16	12	-	17	15	11	-						
kW	3.24	3.30	3.40	-	3.47	3.54	3.65	-	3.67	3.75	3.87	-	3.86	3.94	4.06	-	4.01	4.09	4.22	-	4.14	4.23	4.36	-							
Amps	12.0	12.3	12.7	-	12.9	13.2	13.7	-	14.1	14.4	14.9	-	15.0	15.4	15.9	-	16.0	16.4	16.9	-	16.9	17.4	17.9	-							
Hi PR	221	238	251	-	248	267	282	-	282	304	321	-	321	346	365	-	362	389	411	-	400	430	454	-							
Lo PR	108	114	125	-	114	121	132	-	118	126	137	-	124	132	144	-	130	138	151	-	134	143	156	-							
MBh	45.1	46.7	51.2	-	44.0	45.6	50.0	-	43.0	44.5	48.8	-	41.9	43.5	47.6	-	39.8	41.3	45.2	-	36.9	38.2	41.9	-							
S/T	0.77	0.64	0.45	-	0.80	0.67	0.46	-	0.82	0.68	0.47	-	0.85	0.71	0.49	-	0.88	0.73	0.51	-	0.88	0.74	0.51	-							
Δ T	18	15	12	-	18	16	12	-	18	16	12	-	18	16	12	-	18	15	12	-	17	14	11	-							
kW	3.26	3.33	3.42	-	3.50	3.57	3.67	-	3.70	3.78	3.90	-	3.89	3.97	4.09	-	4.04	4.13	4.26	-	4.18	4.26	4.40	-							
Amps	12.1	12.4	12.8	-	13.0	13.4	13.8	-	14.2	14.5	15.0	-	15.2	15.5	16.0	-	16.1	16.5	17.1	-	17.1	17.5	18.1	-							
Hi PR	223	240	254	-	251	270	285	-	285	307	324	-	325	349	369	-	365	393	415	-	404	434	459	-							
Lo PR	109	116	126	-	115	122	133	-	119	127	139	-	125	133	146	-	131	140	152	-	136	144	158	-							

<b>75</b>	MBh	41.1	42.3	45.8	49.1	40.1	41.3	44.7	48.0	39.2	40.3	43.7	46.8	38.2	<b>39.3</b>	42.6	45.7	36.3	37.4	40.5	43.4	33.6	34.6	37.5	40.2
	S/T	0.81	0.72	0.55	0.35	0.83	0.75	0.56	0.36	0.86	0.77	0.58	0.37	0.88	<b>0.79</b>	0.60	0.38	0.92	0.82	0.62	0.40	0.92	0.83	0.63	0.40
	Δ T	22	20	16	11	22	20	17	11	22	20	17	11	22	<b>20</b>	17	12	22	20	16	11	20	19	15	11
	kW	3.19	3.25	3.35	3.45	3.42	3.49	3.59	3.70	3.62	3.69	3.80	3.92	3.79	<b>3.87</b>	3.99	4.12	3.95	4.03	4.15	4.29	4.08	4.16	4.29	4.43
	Amps	11.7	12.0	12.4	12.9	12.7	13.0	13.4	13.9	13.8	14.1	14.6	15.1	14.7	<b>15.1</b>	15.6	16.2	15.7	16.1	16.6	17.2	16.6	17.0	17.6	18.3
	Hi PR	217	233	246	257	243	262	276	288	277	298	314	328	315	<b>339</b>	358	373	354	381	403	420	391	421	445	464
	Lo PR	105	112	122	130	111	118	129	138	116	123	134	143	122	<b>129</b>	141	150	127	136	148	158	132	140	153	163
	MBh	44.5	45.8	49.6	53.2	43.5	44.8	48.4	52.0	42.4	43.7	47.3	50.8	41.4	<b>42.6</b>	46.1	49.5	39.3	40.5	43.8	47.0	36.4	37.5	40.6	43.6
	S/T	0.84	0.75	0.57	0.36	0.87	0.77	0.59	0.38	0.89	0.79	0.60	0.39	0.92	<b>0.82</b>	0.62	0.40	0.95	0.85	0.64	0.41	0.96	0.86	0.65	0.42
	Δ T	21	20	16	11	22	20	16	11	22	20	16	11	22	<b>20</b>	16	11	21	20	16	11	20	18	15	10
kW	3.26	3.33	3.42	3.53	3.50	3.57	3.68	3.79	3.70	3.78	3.90	4.02	3.89	<b>3.97</b>	4.09	4.22	4.04	4.13	4.26	4.39	4.18	4.26	4.40	4.54	
Amps	12.1	12.4	12.8	13.2	13.1	13.4	13.8	14.3	14.2	14.5	15.0	15.6	15.2	<b>15.5</b>	16.1	16.7	16.1	16.5	17.1	17.7	17.1	17.5	18.1	18.8	
Hi PR	223	240	254	265	251	270	285	297	285	307	324	338	325	<b>349</b>	369	385	365	393	415	433	404	434	459	478	
Lo PR	109	116	126	134	115	122	133	142	119	127	139	148	125	<b>133</b>	146	155	131	140	153	162	136	145	158	168	
MBh	45.8	47.2	51.1	54.8	44.8	46.1	49.9	53.6	43.7	45.0	48.7	52.3	42.6	<b>43.9</b>	47.5	51.0	40.5	41.7	45.1	48.5	37.5	38.6	41.8	44.9	
S/T	0.88	0.78	0.59	0.38	0.91	0.81	0.61	0.40	0.93	0.83	0.63	0.41	0.96	<b>0.86</b>	0.65	0.42	1.00	0.89	0.67	0.43	1.00	0.90	0.68	0.44	
Δ T	21	19	15	11	21	19	16	11	21	19	16	11	21	<b>19</b>	16	11	21	19	16	11	19	18	15	10	
kW	3.29	3.35	3.45	3.55	3.52	3.59	3.70	3.82	3.73	3.81	3.93	4.05	3.92	<b>4.00</b>	4.12	4.26	4.07	4.16	4.29	4.43	4.21	4.30	4.44	4.58	
Amps	12.2	12.5	12.9	13.4	13.2	13.5	13.9	14.5	14.3	14.7	15.1	15.7	15.3	<b>15.7</b>	16.2	16.8	16.3	16.7	17.2	17.9	17.3	17.7	18.3	19.0	
Hi PR	226	243	256	267	253	272	288	300	288	310	327	341	328	<b>353</b>	373	389	369	397	419	437	408	439	463	483	
Lo PR	110	117	127	136	116	123	135	143	120	128	140	149	127	<b>135</b>	147	157	133	141	154	164	137	146	159	170	

IDB: Entering Indoor Dry Bulb Temperature  
 High and low pressures are measured at the liquid and suction service valves.  
 Shaded area reflects ACCA (TVA) conditions  
 Amps = outdoor unit amps (comp.+fan)  
 kW = Total system power



IDB		OUTDOOR AMBIENT TEMPERATURE												115°F																																																																																																																																																																																																																																																																																																																																																																																																																																																																																																																																																																																																																																																																																																																																																																																																																																																																																																																																																																																																																																																																										
		65°F						75°F						85°F						95°F						105°F																																																																																																																																																																																																																																																																																																																																																																																																																																																																																																																																																																																																																																																																																																																																																																																																																																																																																																																																																																																																																																																														
		59	63	67	71	75	79	59	63	67	71	75	79	59	63	67	71	75	79	59	63	67	71	75	79	59	63	67	71	75	79																																																																																																																																																																																																																																																																																																																																																																																																																																																																																																																																																																																																																																																																																																																																																																																																																																																																																																																																																																																																																																																									
		AIRFLOW												ENTERING INDOOR WET BULB TEMPERATURE																																																																																																																																																																																																																																																																																																																																																																																																																																																																																																																																																																																																																																																																																																																																																																																																																																																																																																																																																																																																																																																																										
80	1400	MBh	41.8	42.7	45.6	48.8	40.8	41.7	44.6	47.7	39.9	40.7	43.5	46.5	38.9	39.7	42.5	45.4	36.9	37.8	40.3	43.1	34.2	35.0	37.4	39.9	S/T	0.88	0.83	0.67	0.50	0.92	0.86	0.70	0.52	0.94	0.88	0.72	0.54	0.97	0.91	0.74	0.55	1.01	0.94	0.77	0.57	1.01	0.95	0.77	0.58	Δ T	24	23	20	16	25	24	20	16	25	24	21	16	24	23	20	16	23	22	19	15	KW	3.21	3.28	3.37	3.47	3.44	3.51	3.62	3.73	3.65	3.72	3.83	3.95	3.82	3.90	4.03	4.15	3.98	4.06	4.19	4.32	4.11	4.20	4.33	4.47	Amps	11.9	12.1	12.5	13.0	12.8	13.1	13.6	14.1	13.9	14.3	14.7	15.3	14.9	15.2	15.8	16.3	15.8	16.2	16.8	17.4	16.8	17.2	17.8	18.5	Hi PR	219	236	249	259	246	264	279	291	279	301	317	331	318	342	362	377	358	385	407	424	395	426	449	469	Lo PR	106	113	124	132	112	120	131	139	117	124	136	145	123	131	143	152	129	137	149	159	133	142	155	165	80	MBh	45.3	46.3	49.5	52.9	44.2	45.2	48.3	51.6	43.2	44.1	47.2	50.4	42.1	43.1	46.0	49.2	40.0	40.9	43.7	46.7	37.1	37.9	40.5	43.3	S/T	0.92	0.86	0.70	0.52	0.95	0.89	0.72	0.54	0.97	0.91	0.74	0.56	1.00	0.94	0.77	0.57	1.00	0.98	0.80	0.60	1.00	0.99	0.80	0.60	Δ T	24	23	20	16	24	23	20	16	24	23	20	16	23	23	20	16	21	21	19	15	KW	3.29	3.35	3.45	3.56	3.52	3.59	3.70	3.82	3.73	3.81	3.93	4.05	3.92	4.00	4.12	4.26	4.07	4.16	4.29	4.43	4.21	4.30	4.44	4.58	Amps	12.2	12.5	12.9	13.4	13.2	13.5	13.9	14.5	14.3	14.7	15.2	15.7	15.3	15.7	16.2	16.8	16.3	16.7	17.3	17.9	17.3	17.7	18.3	19.0	Hi PR	226	243	256	267	253	272	288	300	288	310	327	341	328	353	373	389	369	397	419	437	408	439	463	483	Lo PR	110	117	127	136	116	123	135	143	120	128	140	149	127	135	147	157	133	141	154	164	137	146	159	170	180	MBh	46.7	47.7	50.9	54.4	45.6	46.6	49.7	53.2	44.5	45.5	48.6	51.9	43.4	44.3	47.4	50.6	41.2	42.1	45.0	48.1	38.2	39.0	41.7	44.6	S/T	0.96	0.90	0.73	0.55	1.00	0.93	0.76	0.57	1.00	0.96	0.78	0.58	1.00	1.00	0.80	0.60	1.00	1.00	0.83	0.62	1.00	1.00	0.84	0.63	Δ T	23	22	19	15	23	22	19	15	22	22	19	15	22	23	19	16	21	22	19	15	20	20	18	14	KW	3.31	3.38	3.48	3.58	3.55	3.62	3.73	3.85	3.76	3.84	3.96	4.08	3.95	4.03	4.16	4.29	4.11	4.19	4.33	4.47	4.24	4.33	4.47	4.62	Amps	12.3	12.6	13.0	13.5	13.3	13.6	14.1	14.6	14.4	14.8	15.3	15.9	15.4	15.8	16.4	17.0	16.4	16.8	17.4	18.1	17.4	17.9	18.5	19.2	Hi PR	228	245	259	270	256	275	291	303	291	313	331	345	331	356	376	393	373	401	423	442	412	443	468	488	Lo PR	111	118	129	137	117	125	136	145	122	129	141	151	128	136	148	158	134	143	156	166	139	147	161	171	85	MBh	42.5	43.4	45.4	48.5	41.5	42.4	44.4	47.3	40.6	41.3	43.3	46.2	39.6	40.3	42.2	45.1	37.6	38.3	40.1	42.8	34.8	35.5	37.2	39.7	S/T	0.93	0.89	0.81	0.65	0.96	0.93	0.84	0.68	0.98	0.95	0.86	0.70	1.00	0.98	0.88	0.72	1.00	1.00	0.92	0.74	1.00	1.00	0.93	0.75	Δ T	26	25	24	21	26	26	24	21	26	26	24	21	26	26	25	21	25	25	24	21	23	23	23	20	KW	3.24	3.30	3.40	3.50	3.47	3.54	3.65	3.76	3.67	3.75	3.86	3.99	3.85	3.94	4.06	4.19	4.01	4.09	4.22	4.36	4.14	4.23	4.36	4.50	Amps	12.0	12.2	12.6	13.1	12.9	13.2	13.7	14.2	14.0	14.4	14.9	15.4	15.0	15.4	15.9	16.5	16.0	16.4	16.9	17.6	16.9	17.4	17.9	18.6	Hi PR	221	238	251	262	248	267	282	294	282	304	321	334	321	346	365	381	361	389	411	428	399	430	454	473	Lo PR	108	114	125	133	114	121	132	140	118	126	137	146	124	132	144	153	130	138	151	161	134	143	156	166	85	MBh	46.1	47.0	49.2	52.5	45.0	45.9	48.1	51.3	43.9	44.8	46.9	50.1	42.9	43.7	45.8	48.8	40.7	41.5	43.5	46.4	37.7	38.5	40.3	43.0	S/T	0.96	0.93	0.84	0.68	1.00	0.96	0.87	0.70	1.00	0.98	0.89	0.72	1.00	1.00	0.92	0.74	1.00	1.00	0.95	0.77	1.00	1.00	0.96	0.78	Δ T	25	25	24	20	26	25	24	21	25	25	24	21	25	25	24	21	23	24	24	21	22	22	22	19	KW	3.31	3.38	3.48	3.58	3.55	3.62	3.73	3.85	3.76	3.84	3.96	4.08	3.95	4.03	4.16	4.29	4.11	4.19	4.33	4.47	4.24	4.33	4.47	4.62	Amps	12.3	12.6	13.0	13.5	13.3	13.6	14.1	14.6	14.4	14.8	15.3	15.9	15.4	15.8	16.4	17.0	16.4	16.8	17.4	18.1	17.4	17.9	18.5	19.2	Hi PR	228	245	259	270	256	275	291	303	291	313	331	345	331	356	376	393	373	401	423	442	412	443	468	488	Lo PR	111	118	129	137	117	125	136	145	122	129	141	151	128	136	148	158	134	143	156	166	139	147	161	171	85	MBh	47.5	48.4	50.7	54.1	46.4	47.3	49.5	52.8	45.3	46.1	48.3	51.6	44.2	45.0	47.1	50.3	42.0	42.8	44.8	47.8	38.9	39.6	41.5	44.3	S/T	1.00	0.97	0.88	0.71	1.00	1.00	0.91	0.74	1.00	1.00	0.93	0.76	1.00	1.00	0.96	0.78	1.00	1.00	1.00	0.81	1.00	1.00	1.00	0.82	Δ T	24	24	23	20	24	24	23	20	23	24	23	20	23	23	23	20	21	22	23	20	20	20	21	18	KW	3.34	3.40	3.50	3.61	3.58	3.65	3.76	3.88	3.79	3.87	3.99	4.11	3.98	4.06	4.19	4.32	4.14	4.23	4.36	4.50	4.28	4.37	4.51	4.65	Amps	12.4	12.7	13.1	13.6	13.4	13.7	14.2	14.7	14.6	14.9	15.4	16.0	15.6	16.0	16.5	17.1	16.6	17.0	17.6	18.2	17.6	18.0	18.6	19.3	Hi PR	230	248	262	273	258	278	294	306	294	316	334	348	335	360	380	397	376	405	428	446	416	448	473	493	Lo PR	112	119	130	138	118	126	137	146	123	131	143	152	129	137	150	160	135	144	157	167	140	149	163	173

IDB: Entering Indoor Dry Bulb Temperature  
 High and low pressures are measured at the liquid and suction service valves.  
 Shaded area reflects AHRI conditions  
 Amps = outdoor unit amps (comp.+fan)  
 kW = Total system power

IDB	AIRFLOW	OUTDOOR AMBIENT TEMPERATURE												ENTERING INDOOR WET BULB TEMPERATURE											
		65°F				75°F				85°F				95°F				105°F				115°F			
		59	63	67	71	59	63	67	71	59	63	67	71	59	63	67	71	59	63	67	71	59	63	67	71
70	MBh	50.1	51.9	56.8	-	48.9	50.7	55.5	-	47.7	49.5	54.2	-	46.6	48.3	52.9	-	44.2	45.8	50.2	-	41.0	42.5	46.5	-
	S/T	0.67	0.56	0.39	-	0.69	0.58	0.40	-	0.71	0.59	0.41	-	0.73	0.61	0.42	-	0.76	0.64	0.44	-	0.77	0.64	0.44	-
	ΔT	21	18	13	-	21	18	14	-	21	18	14	-	21	18	14	-	21	18	14	-	19	17	13	-
	KW	3.87	3.95	4.07	-	4.16	4.24	4.38	-	4.41	4.50	4.65	-	4.63	4.73	4.89	-	4.82	4.93	5.09	-	4.99	5.10	5.26	-
	Amps	14.4	14.8	15.3	-	15.6	16.0	16.5	-	17.0	17.4	18.0	-	18.2	18.6	19.2	-	19.3	19.8	20.5	-	20.5	21.0	21.7	-
	HI PR	236	246	260	-	257	276	292	-	292	314	332	-	333	358	378	-	374	403	425	-	413	445	470	-
	LO PR	101	108	118	-	107	114	125	-	111	119	129	-	117	125	136	-	123	130	142	-	127	135	147	-
	MBh	54.2	56.2	61.6	-	53.0	54.9	60.1	-	51.7	53.6	58.7	-	50.4	52.3	57.3	-	47.9	49.7	54.4	-	44.4	46.0	50.4	-
	S/T	0.69	0.58	0.40	-	0.72	0.60	0.42	-	0.74	0.62	0.43	-	0.76	0.64	0.44	-	0.79	0.66	0.46	-	0.80	0.66	0.46	-
	ΔT	20	17	13	-	20	17	13	-	20	17	13	-	20	17	13	-	20	17	13	-	19	16	12	-
KW	3.96	4.04	4.17	-	4.26	4.35	4.48	-	4.52	4.62	4.76	-	4.75	4.85	5.01	-	4.95	5.05	5.22	-	5.12	5.23	5.40	-	
Amps	14.8	15.2	15.7	-	16.1	16.4	17.0	-	17.5	17.9	18.5	-	18.7	19.1	19.8	-	19.9	20.4	21.1	-	21.1	21.6	22.4	-	
HI PR	236	254	268	-	265	285	301	-	301	324	342	-	343	369	390	-	386	415	438	-	426	459	484	-	
LO PR	105	111	122	-	111	118	128	-	115	122	133	-	121	128	140	-	126	135	147	-	131	139	152	-	
MBh	55.9	57.9	63.4	-	54.6	56.5	62.0	-	53.3	55.2	60.5	-	52.0	53.9	59.0	-	49.4	51.2	56.1	-	45.7	47.4	51.9	-	
S/T	0.73	0.61	0.42	-	0.75	0.63	0.44	-	0.77	0.65	0.45	-	0.80	0.67	0.46	-	0.83	0.69	0.48	-	0.83	0.70	0.48	-	
ΔT	19	16	12	-	19	16	12	-	19	16	12	-	19	16	13	-	19	16	12	-	18	15	12	-	
KW	3.99	4.07	4.20	-	4.29	4.38	4.52	-	4.56	4.65	4.80	-	4.79	4.89	5.05	-	4.99	5.10	5.26	-	5.16	5.27	5.44	-	
Amps	15.0	15.3	15.8	-	16.2	16.6	17.2	-	17.6	18.1	18.7	-	18.9	19.3	20.0	-	20.1	20.6	21.3	-	21.3	21.8	22.6	-	
HI PR	238	256	271	-	267	288	304	-	304	327	346	-	346	373	394	-	390	419	443	-	430	463	489	-	
LO PR	106	112	123	-	112	119	130	-	116	123	135	-	122	130	142	-	128	136	148	-	132	141	153	-	

75	MBh	50.9	52.4	56.7	60.9	49.7	51.2	55.4	59.5	48.5	50.0	54.1	58.1	47.3	48.8	52.8	56.6	45.0	46.3	50.1	53.8	41.7	42.9	46.4	49.8
	S/T	0.76	0.68	0.51	0.33	0.79	0.70	0.53	0.34	0.81	0.72	0.55	0.35	0.83	0.75	0.56	0.36	0.87	0.77	0.59	0.38	0.87	0.78	0.59	0.38
	ΔT	24	22	18	12	24	22	18	13	24	22	18	13	24	22	18	13	24	22	18	12	22	21	17	12
	KW	3.90	3.98	4.10	4.23	4.19	4.28	4.41	4.55	4.45	4.54	4.68	4.84	4.67	4.77	4.93	5.09	4.86	4.97	5.13	5.30	5.03	5.14	5.31	5.48
	Amps	14.6	14.9	15.4	16.0	15.8	16.1	16.7	17.3	17.1	17.6	18.1	18.8	18.3	18.8	19.4	20.2	19.5	20.0	20.7	21.5	20.7	21.2	21.9	22.8
	HI PR	231	249	263	274	259	279	295	307	295	317	335	350	336	362	382	398	378	407	430	448	418	449	475	495
	LO PR	103	109	119	127	108	115	126	134	113	120	131	139	118	126	137	146	124	132	144	153	128	136	149	159
	MBh	55.1	56.8	61.5	66.0	53.9	55.5	60.0	64.4	52.6	54.1	58.6	62.9	51.3	52.8	57.2	61.4	48.7	50.2	54.3	58.3	45.1	46.5	50.3	54.0
	S/T	0.79	0.71	0.53	0.34	0.82	0.73	0.55	0.36	0.84	0.75	0.57	0.36	0.86	0.77	0.59	0.38	0.90	0.80	0.61	0.39	0.91	0.81	0.61	0.39
	ΔT	23	21	17	12	23	21	17	12	23	21	17	12	23	21	18	12	23	21	17	12	21	20	16	11
KW	3.99	4.07	4.20	4.33	4.29	4.38	4.52	4.66	4.56	4.65	4.80	4.96	4.79	4.89	5.05	5.22	4.99	5.10	5.26	5.44	5.16	5.27	5.44	5.63	
Amps	15.0	15.3	15.8	16.4	16.2	16.6	17.2	17.8	17.6	18.1	18.7	19.4	18.9	19.3	20.0	20.8	20.1	20.6	21.3	22.1	21.3	21.8	22.6	23.5	
HI PR	238	256	271	282	267	288	304	317	304	327	346	360	346	373	394	411	390	419	443	462	431	463	489	510	
LO PR	106	112	123	131	112	119	130	138	116	123	135	144	122	130	142	151	128	136	148	158	132	141	153	163	
MBh	56.8	58.5	63.3	67.9	55.5	57.1	61.8	66.4	54.2	55.8	60.4	64.8	52.8	54.4	58.9	63.2	50.2	51.7	55.9	60.0	46.5	47.9	51.8	55.6	
S/T	0.83	0.74	0.56	0.36	0.86	0.77	0.58	0.37	0.88	0.79	0.59	0.38	0.91	0.81	0.61	0.39	0.94	0.84	0.64	0.41	0.95	0.85	0.64	0.41	
ΔT	22	20	16	11	22	20	16	11	22	20	16	11	22	20	17	11	22	20	16	11	20	19	15	11	
KW	4.02	4.11	4.23	4.37	4.33	4.42	4.56	4.70	4.59	4.69	4.84	5.00	4.83	4.93	5.09	5.26	5.03	5.14	5.31	5.48	5.20	5.32	5.49	5.67	
Amps	15.1	15.5	16.0	16.6	16.4	16.8	17.3	18.0	17.8	18.2	18.8	19.6	19.0	19.5	20.2	20.9	20.3	20.8	21.5	22.3	21.5	22.0	22.8	23.7	
HI PR	241	259	274	285	270	291	307	320	307	331	349	364	350	376	398	415	394	424	447	466	435	468	494	515	
LO PR	107	114	124	132	113	120	131	139	117	125	136	145	123	131	143	152	129	137	150	160	133	142	155	165	

IDB: Entering Indoor Dry Bulb Temperature  
 High and low pressures are measured at the liquid and suction service valves.  
 Shaded area reflects ACCA (TVA) conditions  
 Amps = outdoor unit amps (comp.+fan)  
 kW = Total system power



IDB		OUTDOOR AMBIENT TEMPERATURE																							
		65°F				75°F				85°F				95°F				105°F				115°F			
		ENTERING INDOOR WET BULB TEMPERATURE																							
		59	63	67	71	59	63	67	71	59	63	67	71	59	63	67	71	59	63	67	71	59	63	67	71
<b>1500</b>	MBh	51.8	52.9	56.6	60.5	50.6	51.7	55.2	59.1	49.4	50.5	53.9	57.6	48.2	49.2	52.6	56.2	45.8	46.8	50.0	53.4	42.4	43.3	46.3	49.5
	S/T	0.83	0.78	0.64	0.48	0.86	0.81	0.66	0.49	0.89	0.83	0.68	0.51	0.91	0.86	0.70	0.52	0.95	0.89	0.72	0.54	0.96	0.90	0.73	0.55
	ΔT	26	25	22	18	27	26	22	18	27	26	22	18	27	26	23	18	27	26	22	18	25	24	21	17
	kW	3.93	4.01	4.13	4.26	4.22	4.31	4.45	4.59	4.48	4.58	4.72	4.88	4.71	4.81	4.97	5.13	4.90	5.01	5.17	5.34	5.07	5.18	5.35	5.53
	Amps	14.7	15.1	15.6	16.1	15.9	16.3	16.8	17.5	17.3	17.7	18.3	19.0	18.5	19.0	19.6	20.4	19.7	20.2	20.9	21.7	20.9	21.4	22.2	23.0
	HI PR	234	251	265	277	262	282	298	311	298	321	339	353	339	365	386	402	382	411	434	453	422	454	479	500
LO PR	104	110	120	128	109	116	127	135	114	121	132	141	119	127	139	148	125	133	145	155	129	138	150	160	
<b>1750</b>	MBh	56.1	57.4	61.3	65.5	54.8	56.0	59.9	64.0	53.5	54.7	58.4	62.5	52.2	53.4	<b>57.0</b>	60.9	49.6	50.7	54.2	57.9	45.9	46.9	50.2	53.6
	S/T	0.86	0.81	0.66	0.49	0.90	0.84	0.68	0.51	0.92	0.86	0.70	0.52	0.95	0.89	<b>0.72</b>	0.54	0.98	0.92	0.75	0.56	0.99	0.93	0.76	0.57
	ΔT	25	24	21	17	26	25	22	17	26	25	22	17	26	25	<b>22</b>	17	26	25	21	17	24	23	20	16
	kW	4.02	4.11	4.23	4.37	4.33	4.42	4.56	4.70	4.59	4.69	4.84	5.00	4.83	4.93	<b>5.09</b>	5.26	5.03	5.14	5.31	5.48	5.20	5.32	5.49	5.67
	Amps	15.1	15.5	16.0	16.6	16.4	16.8	17.3	18.0	17.8	18.2	18.8	19.6	19.0	19.5	<b>20.2</b>	20.9	20.3	20.8	21.5	22.3	21.5	22.0	22.8	23.7
	HI PR	241	259	274	285	270	291	307	320	307	331	349	364	350	377	<b>398</b>	415	394	424	447	467	435	468	494	515
LO PR	107	114	124	132	113	120	131	140	117	125	136	145	123	131	<b>143</b>	152	129	137	150	160	133	142	155	165	
<b>2000</b>	MBh	57.8	59.1	63.1	67.5	56.5	57.7	61.6	65.9	55.1	56.3	60.2	64.3	53.8	55.0	58.7	62.8	51.1	52.2	55.8	59.6	47.3	48.4	51.7	55.2
	S/T	0.91	0.85	0.69	0.52	0.94	0.88	0.72	0.54	0.96	0.90	0.74	0.55	1.00	0.93	0.76	0.57	1.00	0.97	0.79	0.59	1.00	1.00	0.79	0.59
	ΔT	24	23	20	16	24	23	20	16	24	23	20	16	25	24	20	16	23	23	20	16	22	22	19	15
	kW	4.05	4.14	4.27	4.40	4.36	4.45	4.59	4.74	4.63	4.73	4.88	5.04	4.87	4.97	5.13	5.30	5.07	5.18	5.35	5.53	5.24	5.36	5.54	5.72
	Amps	15.2	15.6	16.1	16.7	16.5	16.9	17.5	18.1	18.0	18.4	19.0	19.8	19.2	19.7	20.4	21.1	20.5	21.0	21.7	22.5	21.7	22.3	23.0	23.9
	HI PR	243	262	276	288	273	294	310	323	310	334	353	368	353	380	402	419	398	428	452	471	439	473	499	521
LO PR	108	115	125	133	114	121	132	141	118	126	137	146	124	132	144	154	130	139	151	161	135	143	157	167	
<b>1500</b>	MBh	52.7	53.7	56.3	60.0	51.5	52.5	55.0	58.6	50.3	51.2	53.7	57.2	49.0	50.0	52.3	55.8	46.6	47.5	49.7	53.1	43.1	44.0	46.1	49.1
	S/T	0.87	0.84	0.76	0.62	0.91	0.87	0.79	0.64	0.93	0.90	0.81	0.66	0.96	0.93	0.83	0.68	1.00	0.96	0.87	0.70	1.00	0.97	0.87	0.71
	ΔT	28	28	26	23	29	28	27	23	29	28	27	23	29	28	27	23	28	28	26	23	26	26	25	21
	kW	3.96	4.04	4.17	4.30	4.26	4.35	4.48	4.62	4.52	4.61	4.76	4.92	4.75	4.85	5.01	5.17	4.94	5.05	5.22	5.39	5.11	5.23	5.40	5.58
	Amps	14.8	15.2	15.7	16.3	16.0	16.4	17.0	17.6	17.5	17.9	18.5	19.2	18.7	19.1	19.8	20.5	19.9	20.4	21.1	21.9	21.1	21.6	22.4	23.2
	HI PR	236	254	268	280	265	285	301	314	301	324	342	357	343	369	390	406	386	415	438	457	426	459	484	505
LO PR	105	111	121	129	110	118	128	137	115	122	133	142	121	128	140	149	126	134	147	156	131	139	152	162	
<b>1750</b>	MBh	57.1	58.2	61.0	65.0	55.8	56.9	59.6	63.5	54.5	55.5	58.1	62.0	53.1	54.2	56.7	60.5	50.5	51.4	53.9	57.5	46.7	47.7	49.9	53.2
	S/T	0.91	0.87	0.79	0.64	0.94	0.91	0.82	0.66	0.96	0.93	0.84	0.68	0.99	0.96	0.87	0.70	1.00	1.00	0.90	0.73	1.00	1.00	0.91	0.74
	ΔT	27	27	25	22	28	27	26	22	28	27	26	22	28	27	26	22	27	27	25	22	25	25	24	21
	kW	4.05	4.14	4.27	4.40	4.36	4.45	4.59	4.74	4.63	4.73	4.88	5.04	4.87	4.97	5.13	5.30	5.07	5.18	5.35	5.53	5.24	5.36	5.54	5.72
	Amps	15.2	15.6	16.1	16.7	16.5	16.9	17.5	18.1	18.0	18.4	19.0	19.8	19.2	19.7	20.4	21.1	20.5	21.0	21.7	22.5	21.7	22.3	23.0	23.9
	HI PR	243	262	276	288	273	294	310	323	310	334	353	368	353	380	402	419	398	428	452	471	439	473	499	521
LO PR	108	115	125	133	114	121	132	141	118	126	137	146	124	132	144	154	130	139	151	161	135	143	157	167	
<b>2000</b>	MBh	58.8	60.0	62.8	67.0	57.5	58.6	61.3	65.4	56.1	57.2	59.9	63.9	54.7	55.8	58.4	62.3	52.0	53.0	55.5	59.2	48.2	49.1	51.4	54.8
	S/T	0.95	0.92	0.83	0.67	0.99	0.95	0.86	0.70	1.00	0.97	0.88	0.71	1.00	1.00	0.91	0.74	1.00	1.00	0.94	0.76	1.00	1.00	0.95	0.77
	ΔT	26	25	24	21	26	26	24	21	26	26	24	21	25	26	24	21	24	24	24	21	22	23	22	19
	kW	4.09	4.17	4.30	4.44	4.39	4.49	4.63	4.78	4.67	4.77	4.92	5.08	4.91	5.01	5.18	5.35	5.11	5.22	5.39	5.57	5.29	5.40	5.58	5.77
	Amps	15.4	15.8	16.3	16.9	16.7	17.1	17.6	18.3	18.1	18.6	19.2	19.9	19.4	19.9	20.6	21.3	20.7	21.2	21.9	22.7	21.9	22.5	23.2	24.1
	HI PR	246	264	279	291	276	297	313	327	313	337	356	371	357	384	406	423	402	432	456	476	444	477	504	526
LO PR	109	116	126	135	115	122	134	142	120	127	139	148	126	134	146	155	132	140	153	163	136	145	158	168	

Shaded area reflects AHRI conditions

IDB: Entering Indoor Dry Bulb Temperature  
 High and low pressures are measured at the liquid and suction service valves.

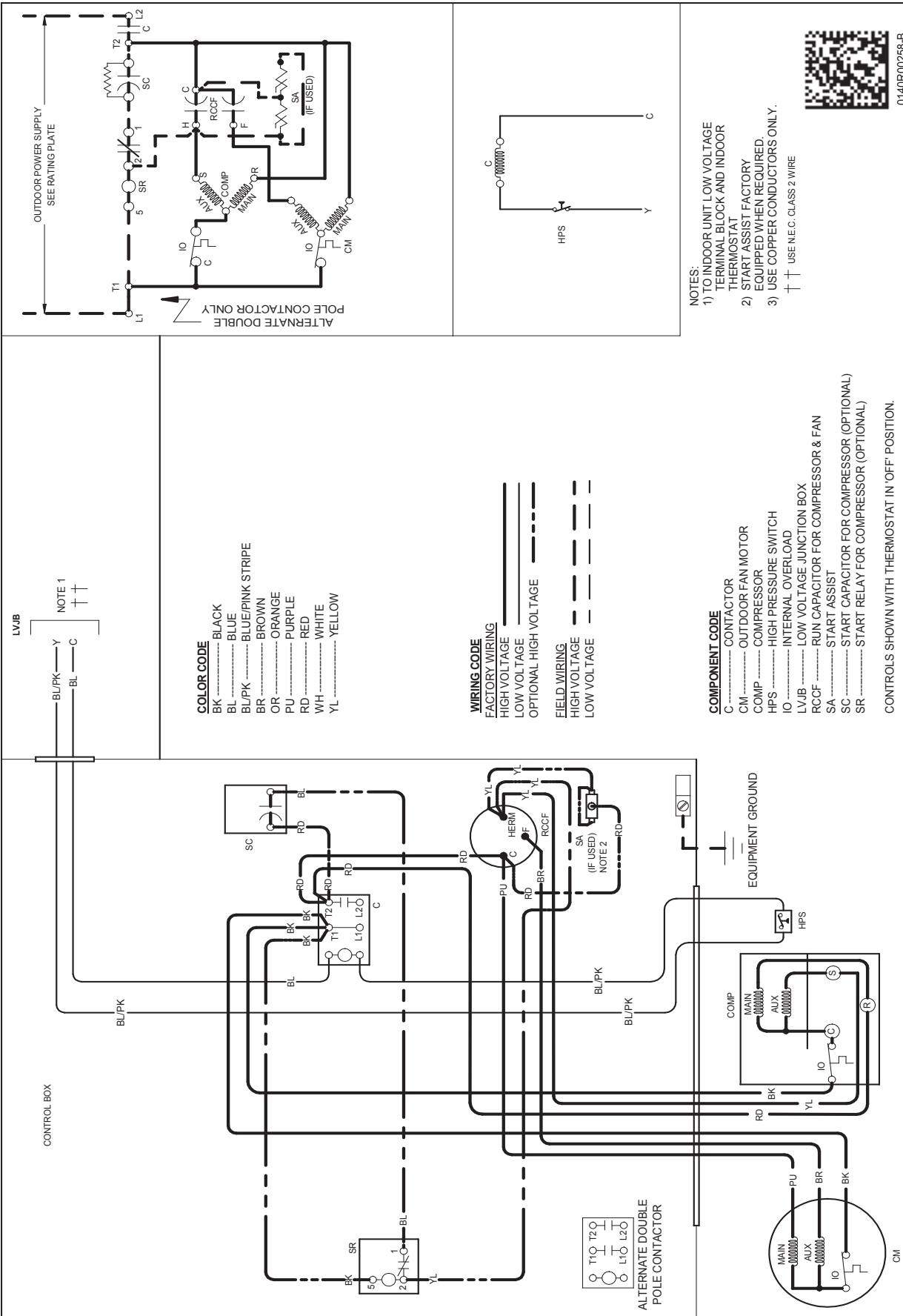
Amps = outdoor unit amps (comp.+fan)  
 kW = Total system power

		OUTDOOR AMBIENT TEMPERATURE																								
		65				75				85				95				105				115				
IDB		ENTERING INDOOR WET BULB TEMPERATURE																								
		59	63	67	71	59	63	67	71	59	63	67	71	59	63	67	71	59	63	67	71	59	63	67	71	
<b>1500</b>	MBh	53.8	55.7	61.0	-	52.5	54.4	59.6	-	51.3	53.1	58.2	-	50.0	51.8	56.8	-	47.5	49.2	53.9	-	44.0	45.6	50.0	-	
	S/T	0.66	0.55	0.38	-	0.68	0.57	0.39	-	0.70	0.58	0.40	-	0.72	0.60	0.42	-	0.75	0.62	0.43	-	0.75	0.63	0.44	-	
	ΔT	22	19	14	-	22	19	14	-	22	19	14	-	22	19	14	-	22	19	14	-	20	18	13	-	
	KW	3.97	4.05	4.18	-	4.27	4.37	4.51	-	4.54	4.64	4.80	-	4.78	4.89	5.05	-	4.99	5.10	5.27	-	5.16	5.28	5.45	-	
	Amps	15.4	15.8	16.3	-	16.7	17.1	17.6	-	18.1	18.6	19.2	-	19.4	19.9	20.6	-	20.7	21.2	21.9	-	22.0	22.5	23.3	-	
<b>1750</b>	HI PR	228	245	259	-	256	275	291	-	291	313	331	-	331	357	377	-	373	401	424	-	412	443	468	-	
	LO PR	98	104	114	-	103	110	120	-	107	114	125	-	113	120	131	-	118	126	137	-	122	130	142	-	
	MBh	55.4	57.4	62.9	-	54.1	56.1	61.4	-	52.8	54.7	59.9	-	51.5	53.4	58.5	-	48.9	50.7	55.6	-	45.3	47.0	51.5	-	
	S/T	0.69	0.57	0.40	-	0.71	0.60	0.41	-	0.73	0.61	0.42	-	0.75	0.63	0.44	-	0.78	0.65	0.45	-	0.79	0.66	0.46	-	
	ΔT	20	17	13	-	20	18	13	-	20	18	13	-	20	18	13	-	20	17	13	-	19	16	12	-	
<b>2000</b>	KW	4.00	4.09	4.21	-	4.31	4.40	4.54	-	4.58	4.68	4.84	-	4.82	4.93	5.09	-	5.03	5.14	5.31	-	5.20	5.32	5.50	-	
	Amps	15.5	15.9	16.4	-	16.8	17.2	17.8	-	18.3	18.8	19.4	-	19.6	20.1	20.8	-	20.9	21.4	22.2	-	22.2	22.7	23.5	-	
	HI PR	230	248	262	-	258	278	294	-	294	316	334	-	335	360	380	-	377	405	428	-	416	448	473	-	
	LO PR	99	105	115	-	104	111	121	-	108	115	126	-	114	121	132	-	119	127	139	-	124	131	143	-	
	MBh	55.6	57.7	63.2	-	54.3	56.3	61.7	-	53.0	55.0	60.2	-	51.8	53.6	58.8	-	49.2	51.0	55.8	-	45.5	47.2	51.7	-	
<b>70</b>	S/T	0.70	0.58	0.40	-	0.72	0.60	0.42	-	0.74	0.62	0.43	-	0.77	0.64	0.44	-	0.79	0.66	0.46	-	0.80	0.67	0.46	-	
	ΔT	18	15	12	-	18	16	12	-	18	16	12	-	18	16	12	-	18	16	12	-	17	15	11	-	
	KW	4.03	4.12	4.25	-	4.34	4.44	4.58	-	4.62	4.72	4.88	-	4.86	4.97	5.13	-	5.07	5.18	5.36	-	5.25	5.37	5.55	-	
	Amps	15.7	16.0	16.6	-	17.0	17.4	18.0	-	18.5	18.9	19.6	-	19.8	20.3	21.0	-	21.1	21.6	22.4	-	22.4	22.9	23.7	-	
	HI PR	233	250	264	-	261	281	297	-	297	319	337	-	338	364	384	-	380	409	432	-	420	452	477	-	
LO PR	100	106	116	-	105	112	122	-	110	117	127	-	115	122	134	-	121	128	140	-	125	133	145	-		
<b>75</b>	MBh	54.7	56.3	60.9	65.4	53.4	55.0	59.5	63.9	52.1	53.7	58.1	62.3	50.9	52.4	56.7	60.8	48.3	49.7	53.8	57.8	44.7	46.1	49.9	53.5	
	S/T	0.75	0.67	0.50	0.32	0.77	0.69	0.52	0.34	0.79	0.71	0.54	0.35	0.82	0.73	0.55	0.36	0.85	0.76	0.57	0.37	0.86	0.77	0.58	0.37	
	ΔT	25	23	19	13	25	23	19	13	25	23	19	13	26	23	19	13	25	23	19	13	23	22	18	12	
	KW	4.00	4.09	4.22	4.35	4.31	4.40	4.55	4.69	4.58	4.68	4.84	5.00	4.82	4.93	5.09	5.26	5.03	5.14	5.31	5.49	5.20	5.32	5.50	5.69	
	Amps	15.5	15.9	16.4	17.1	16.8	17.2	17.8	18.5	18.3	18.8	19.4	20.2	19.6	20.1	20.8	21.6	20.9	21.4	22.2	23.0	22.2	22.7	23.5	24.4	
	HI PR	230	248	262	273	258	278	294	306	294	316	334	348	335	360	380	397	377	377	405	428	446	416	448	473	493
	LO PR	99	105	115	122	104	111	121	129	108	115	126	134	114	121	132	141	119	127	139	148	124	131	143	153	
	MBh	56.3	58.0	62.7	67.3	55.0	56.6	61.3	65.8	53.7	55.3	59.8	64.2	52.4	53.9	58.4	62.6	49.8	51.2	55.5	59.5	46.1	47.5	51.4	55.1	
	S/T	0.78	0.70	0.53	0.34	0.81	0.72	0.55	0.35	0.83	0.74	0.56	0.36	0.86	0.77	0.58	0.37	0.89	0.80	0.60	0.39	0.90	0.80	0.61	0.39	
	ΔT	23	21	17	12	23	22	18	12	23	22	18	12	24	22	18	12	23	21	18	12	22	20	16	11	
	KW	4.03	4.12	4.25	4.39	4.34	4.44	4.58	4.73	4.62	4.72	4.88	5.04	4.86	4.97	5.14	5.31	5.07	5.18	5.36	5.54	5.25	5.37	5.55	5.74	
	Amps	15.7	16.1	16.6	17.2	17.0	17.4	18.0	18.7	18.5	18.9	19.6	20.3	19.8	20.3	21.0	21.8	21.1	21.6	22.4	23.2	22.4	22.9	23.7	24.7	
	HI PR	233	250	264	276	261	281	297	309	297	320	337	352	338	364	384	401	380	380	409	432	451	420	452	478	498
	LO PR	100	106	116	123	105	112	122	130	110	117	127	136	115	122	134	142	121	128	140	149	125	133	145	154	
MBh	56.6	58.3	63.1	67.7	55.3	56.9	61.6	66.1	53.9	55.5	60.1	64.5	52.6	54.2	58.7	63.0	50.0	51.5	55.7	59.8	46.3	47.7	51.6	55.4		
S/T	0.79	0.71	0.54	0.35	0.82	0.73	0.56	0.36	0.84	0.75	0.57	0.37	0.87	0.78	0.59	0.38	0.90	0.81	0.61	0.39	0.91	0.81	0.62	0.40		
ΔT	21	19	16	11	21	19	16	11	21	19	16	11	21	19	16	11	21	19	16	11	19	18	15	10		
KW	4.06	4.15	4.28	4.42	4.38	4.48	4.62	4.77	4.66	4.76	4.92	5.08	4.90	5.01	5.18	5.35	5.11	5.23	5.40	5.59	5.29	5.41	5.59	5.78		
Amps	15.8	16.2	16.7	17.4	17.1	17.6	18.1	18.8	18.7	19.1	19.8	20.5	20.0	20.5	21.2	22.0	21.3	21.8	22.6	23.5	22.6	23.2	24.0	24.9		
HI PR	235	253	267	278	264	284	300	312	300	323	341	355	341	367	388	405	384	384	413	437	455	424	457	482	503	
LO PR	101	107	117	125	106	113	124	132	111	118	129	137	116	124	135	144	122	130	141	151	126	134	146	156		

Shaded area reflects ACCA (TVA) conditions  
Amps = outdoor unit amps (comp.+fan)  
KW = Total system power

IDB: Entering Indoor Dry Bulb Temperature  
High and low pressures are measured at the liquid and suction service valves.

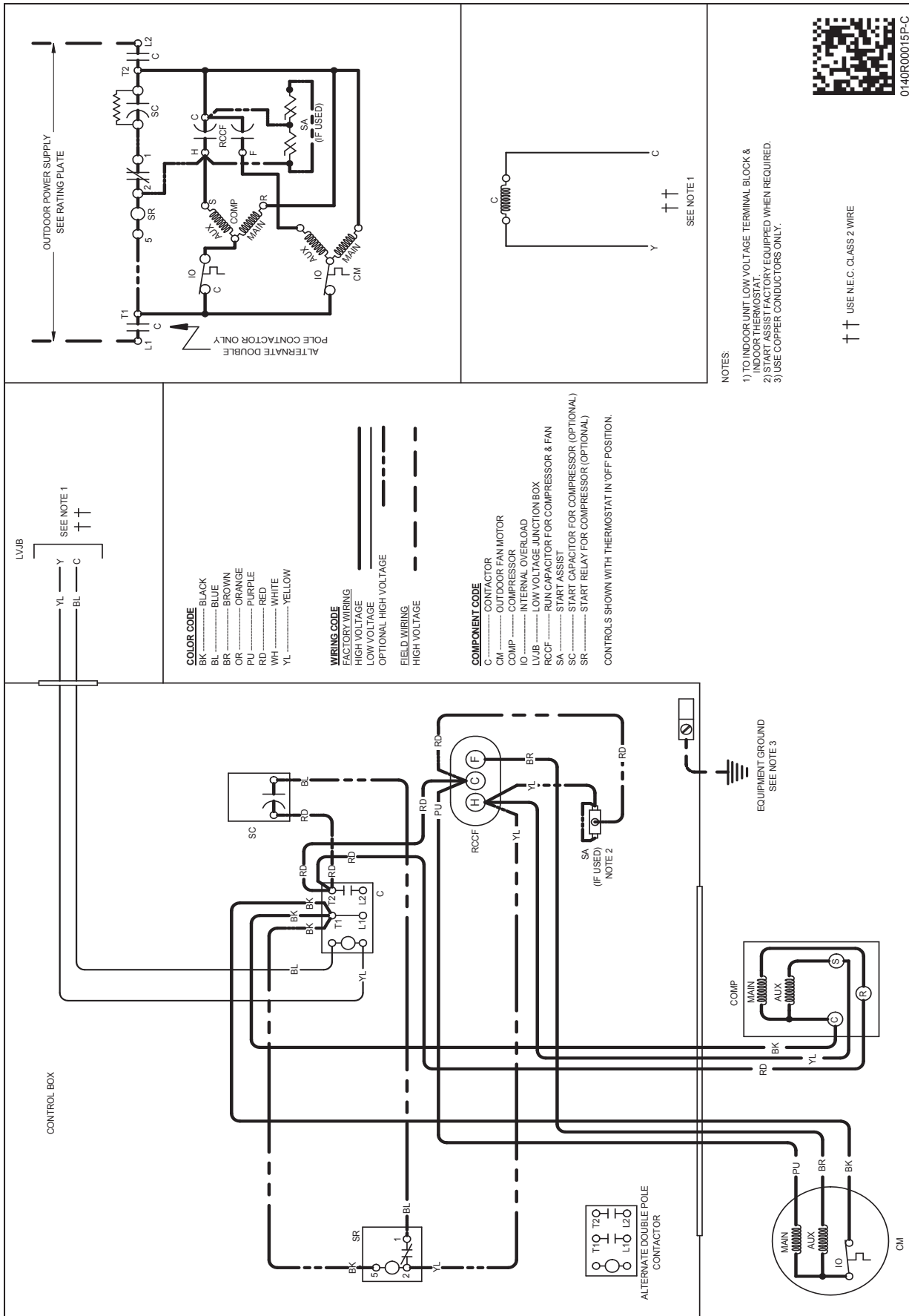




**WARNING**

**High Voltage:** Disconnect all power before servicing or installing this unit. Multiple power sources may be present. Failure to do so may cause property damage, personal injury, or death.

Wiring is subject to change. Always refer to the wiring diagram or the unit for the most up-to-date wiring.



**WARNING**

⚡

High Voltage: Disconnect all power before servicing or installing this unit. Multiple power sources may be present. Failure to do so may cause property damage, personal injury, or death.

Wiring is subject to change. Always refer to the wiring diagram or the unit for the most up-to-date wiring.

# DIMENSIONS

MODEL	DIMENSIONS		
	W"	D"	H"
GSX130181F*	23	23	25 $\frac{1}{4}$
GSX130241G*	26	26	27 $\frac{1}{2}$
GSX130301M*	26	26	27 $\frac{1}{2}$
GSX130361F*	26	26	27 $\frac{1}{2}$
GSX130421C*	29	29	36 $\frac{1}{4}$
GSX130481C*	29	29	36 $\frac{1}{4}$
GSX130601C*	29	29	40
GSX130611B*	35 $\frac{1}{2}$	35 $\frac{1}{2}$	38 $\frac{1}{4}$

Goodman Manufacturing Company, L.P.

Model: GSX13

CONFIDENTIAL PROPERTY OF THE GOODMAN MANUFACTURING COMPANY, L.P. NOT TO BE DISCLOSED TO OTHERS, COPIED, OR USED FOR ANY PURPOSE EXCEPT AS AUTHORIZED IN WRITING. MUST BE RETURNED UPON DEMAND, ON COMPLETION OF ORDER, OR OTHER PURPOSE FOR WHICH IT WAS LOANED.

# ACCESSORIES

MODEL #	DESCRIPTION	GSX13 018F*	GSX13 024E*/G*	GSX13 030C*/M*	GSX13 036F*	EGSX13 042**	GSX13 048**	GSX13 060**	GSX13 061**
ABK-20	Anchor Bracket Kit ^		X	X	X	X	X	X	X
ABK-21	Anchor Bracket Kit ^	X							
ASC-01	Anti-Short Cycle Kit	X	X	X	X	X	X	X	X
CSR-U-1	Hard-start Kit	X	X	X	X				
CSR-U-2	Hard-start Kit					X	X	X	X
CSR-U-3	Hard-start Kit						X	X	X
FSK01A <sup>1</sup>	Freeze Protection Kit	X	X	X	X	X	X	X	X
LSK02A <sup>2</sup>	Liquid Line Solenoid Kit	X	X	X	X	X	X	X	X
0130R00000S	Low-Pressure Switch Kit	X	X	X	X	X	X	X	X
LAKT01A	Low-Ambient Kit	X	X	X	X	X	X	X	X
TX2N4A <sup>2</sup>	TXV Kit	X	X						
TX3N4 <sup>2</sup>	TXV Kit			X	X				
TX5N4 <sup>2</sup>	TXV Kit					X	X	X	X

<sup>^</sup> Contains 20 brackets; four brackets needed to anchor unit to pad  
<sup>1</sup> Installed on indoor coil  
<sup>2</sup> Field-installed, non-bleed, expansion valve kit: Condensing units and heat pumps with reciprocating compressors require the use of start-assist components when used in conjunction with an indoor coil using a non-bleed thermal expansion valve refrigerant metering device or liquid line solenoid kit.

**All AHRI system ratings are accessible in the System Configurator tool via PartnerLink.**